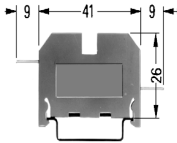

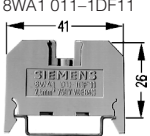




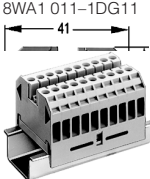





Terminal Blocks

8WA1 Terminals with Screw Connection

Through-type terminals

With insulating body of molded thermoplastic · With screw connections on both sides

Dimensions ⁷⁾	IEC ratings uninterrupted current	UL ratings current / voltage	Description	Design Color	Fig. No.	Order No.	Price
	IEC ratings insulation voltage				(see page 15/22)		
8WA1 221 	18 A AC 380 V, DC 450 V with alternately attached terminals up to 800 V with use of barriers	7 A 600 V	Terminal size 1.5 · Assembly width 5.5 mm · Solder connection on both sides  AWG 18 - 14	Single terminal Barrier Cover	beige width 1 mm with warning arrow white, for inscription	 Ⓟ ⑤ ⑥	8WA1 221 8WA1 820 8WA1 810 8WA1 860
8WA1 011-1DF11 	24 A 800 V	20 A 600 V	Terminal size 2.5 · Assembly width 6 mm ·  AWG 22-12  AWG 18-12	Single terminal	beige blue red orange green/yellow black green		8WA1 011-1DF11 8WA1 011-1BF23 8WA1 011-1BF21 8WA1 011-1BF22 8WA1 011-1PF11 8WA1 011-1BF24 8WA1 011-1BF25
8WA1 011-3DF21 		20 A 600 V	Terminal block	beige, 3-pole, width 18 mm beige, 10-pole, width 61 mm with inscription 1 ... 10 without inscription		8WA1 011-3DF21 8WA1 011-0DF22 8WA1 011-0DF21	
8WA1 011-0DF21 	24 A		Link rail for	2 terminals 3 terminals 4 terminals 10 terminals	③ ④	8WA1 895 8WA1 896 8WA1 897 8WA1 898	
	32 A		Bridge for link rails		Ⓟ	8WA1 822-7VF01	
			Disconnecting link ¹⁾		Ⓟ	8WA1 865	
			Cover	with warning arrow white, for inscription	⑤ ⑥	8WA1 810 8WA1 860	
			for links, length 80 mm	transparent white, for inscription	⑦	8WA1 822-7AX01 8WA1 822-7AX03	
	10 A		Test socket 2.3 mm dia.		Ⓟ	8WA1 854	
	18 A		Tab connector 6.3-0.8	split ²⁾	Ⓟ	8WA1 890	
8WA1 011-1DG11 	32 A 800 V	30 A 600 V	Terminal size 4 · Assembly width 6.5 mm ·  AWG 18-10  AWG 18-10	Single terminal	beige blue red orange green/yellow black	8WA1 011-1DG11 8WA1 011-1BG11 8WA1 011-1BG21 8WA1 011-1BG22 8WA1 011-1PG11 8WA1 011-1BG24	
8WA1 741-2X 		30 A 600 V	Terminal block	beige, 3-pole, width 19.5 mm beige, 10-pole, width 65.5 mm with inscription 1 ... 10 without inscription		8WA1 011-3DG21 8WA1 011-0DG22 8WA1 011-0DG21	
			Terminal strip	6-pole		8WA1 741-2X	
			Barrier	width 1 mm	Ⓟ	8WA1 820	
			Small partition to 400 V		②	8WA1 825	
	32 A		Link rail for	2 terminals 3 terminals 4 terminals 10 terminals	③ ④	8WA1 850 8WA1 851 8WA1 852 8WA1 853	
			Bridge for link rails		Ⓟ	8WA1 822-7VG00	
			Disconnecting link ³⁾		Ⓟ	8WA1 865	
			Cover	with warning arrow white, for inscription	⑤ ⑥	8WA1 811 8WA1 862	
			for links, length 80 mm	transparent white, for inscription	⑦	8WA1 822-7AX01 8WA1 822-7AX03	
	10 A		Test socket 2.3 mm dia.		Ⓟ	8WA1 854	
	18 A		Solder tag		Ⓟ	8WA7 41	
			Tab connector 6.3-0.8	split ⁴⁾	Ⓟ	8WA1 890	
			Mounting part for 6 single terminals, three 3-pole terminal blocks 3-pole and 1 terminal block 10-pole (dimensions see page 15/46)			8WA1 815	

Labelling accessories see page 15/40 - 43, footnotes see pages 15/22.