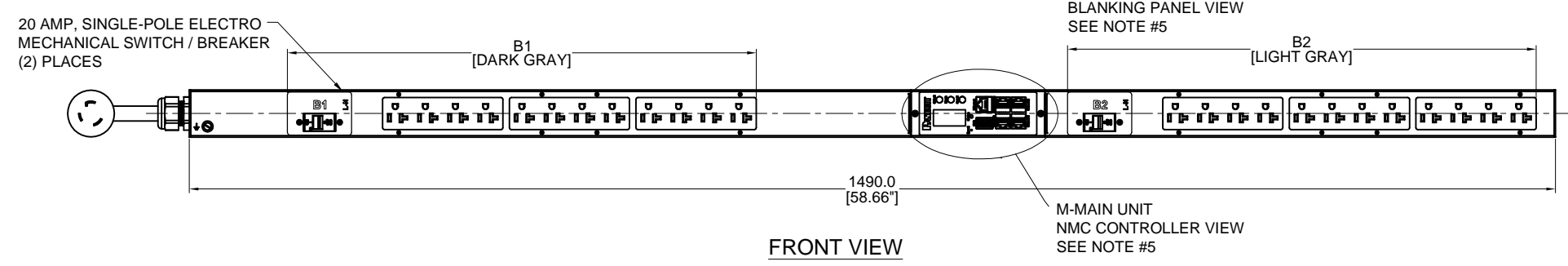
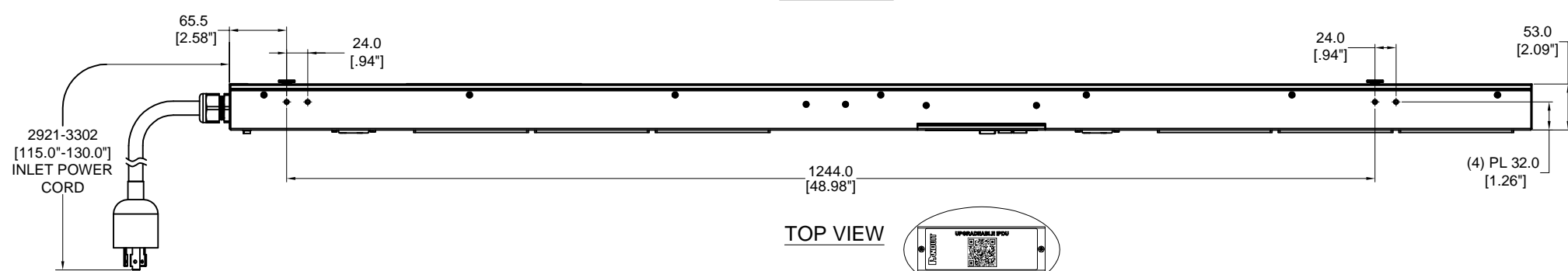
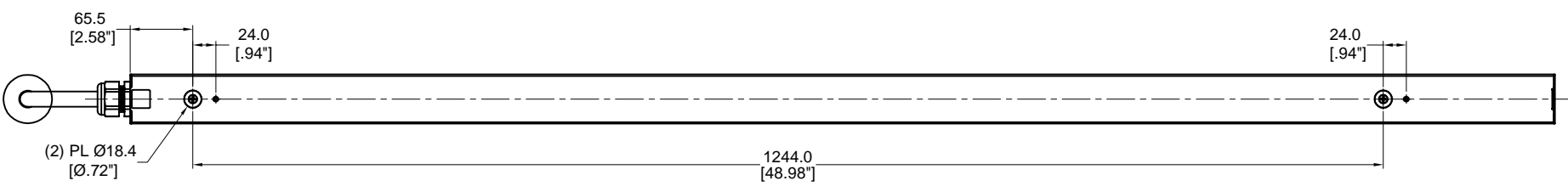
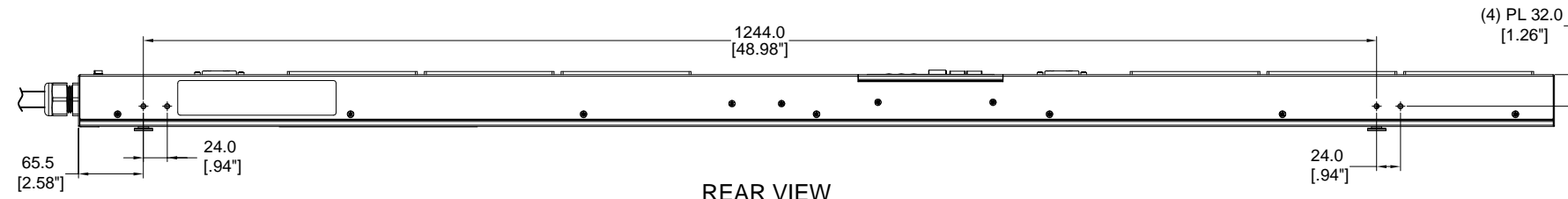


THIS COPY IS PROVIDED ON A RESTRICTED BASIS AND IS NOT TO BE USED IN ANY WAY DETRIMENTAL TO THE INTERESTS OF PANDUIT CORP.

PANDUIT P/N	WEIGHT
SEE SHEET 2	SEE SHEET 2



SPECIFICATION:

- 1. STANDARD
 - UNIT TYPE: SEE SHEET 2
 - ORIENTATION: VERTICAL, MID
 - OUTLET QTY & TYPE: (24) 5-20R
 - INPUT VOLTAGE: 100-120VAC
 - INPUT CURRENT: 30A (24A DERATED)
 - BREAKER QTY & TYPE: (2) 20AMP, SINGLE-POLE
 - INPUT PHASE: SINGLE-PHASE
 - RATED POWER: 2.9 kVA
 - INPUT PLUG: NEMA L5-30P
 - INPUT POWER CORD: 3m [10'], TOP FEED
 - REGULATORY STANDARD: RoHS COMPLIANT
- 2. ADDITIONAL: NONE
- 3. ACCESSORIES: POCKET GUIDE

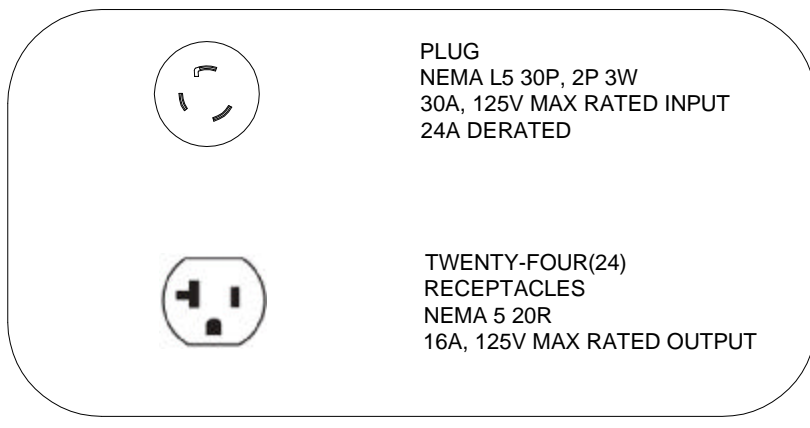
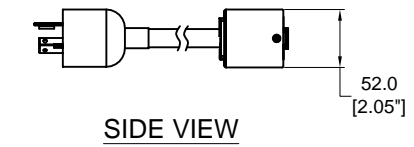
NOTE:

1. PRIMARY DIMENSIONS ARE IN MILLIMETERS. SECONDARY DIMENSION ARE IN INCHES
2. INSTALLATION SHALL COMPLY WITH ALL APPLICABLE NATIONAL, STATE, AND LOCAL CODES
3. VISIT OUR ON-LINE CATALOG AT WWW.PANDUIT.COM FOR A CURRENT LIST OF PRODUCTS APPLICABLE FOR USE WITH THIS PART
4. FOR FULL PRODUCT FUNCTIONALITY REFER TO USER MANUAL
5. PARTS USING UPGRADEABLE iPDU BLANKING PANEL CAN BE UPGRADED TO INTELLIGENT MODELS USING PANDUIT CONTROLLER PART NUMBER MA002

IDENTIFICATION

FOR FINISHED GOOD PART NUMBER & DESCRIPTION TABLE SEE SHEET 2 CONFIGURABLE PART NUMBERS: **P24D23M**

M: NMC TYPE
M = MAIN PDU
U = UPGRADEABLE PDU



REV	DATE	BY	CHK	APR	DESCRIPTION	ECN
02A	05/18/2022	FYZ	MIM	MJD	ADDED UPGRADEABLE PDU OPTION	P24D23M
01B	05/27/2020	Leo	MIM	EDM	UPDATED THE DESCRIPTION & UPDATED THE COMPLIANCE LABEL	P24D23M
01A	07/17/2017	WSJ	MIM	EDM	INITIAL RELEASE	P24D23M

WE ASK THAT YOU CHECK FULLY THE DIMENSIONS, NOTES, AND SIGN THE CLIENT SIGNATURE BOX. THE JOB WILL NOT PROGRESS WITHOUT SIGNED APPROVAL. PLEASE DO NOT DELAY IN RETURNING PROOF AS IT WILL AFFECT DELIVERY.		SIGN	DATE	PRINT
TITLE: INTELLIGENT SERIES PDU P24D23M CUSTOMER DRAWING				
ITEM REVISION NAME:		PANDUIT		
DATASHEET FILE NAME:				
UNLESS OTHERWISE SPECIFIED DIMENSIONAL TOLERANCE ARE: mm [IN]		MATERIAL/COLOR: N/A		
THIRD ANGLE PROJECTION		DRAWING NUMBER: P24D23M_DC		
DRAWN BY: WSJ	DATE: 07/17/2017	CHK: SEAN	SCALE: NONE	SHT 1 OF 2
				SCALE: B

2



1

THIS COPY IS PROVIDED ON A RESTRICTED BASIS AND IS NOT TO BE USED IN ANY WAY DETRIMENTAL TO THE INTERESTS OF PANDUIT CORP.

MAIN PDU CONFIGUGRATIONS		
FINISHED GOOD PART NUMBER	FINISHED GOOD DESCRIPTION	WEIGHT
P24D23M	MI PDU, 24AMP, (24)5-20R, NEMA L5-30P-3M, BLACK	10.9kg
UPGRADEABLE PDU CONFIGUGRATIONS		
FINISHED GOOD PART NUMBER	FINISHED GOOD DESCRIPTION	WEIGHT
P24D23U	UPGRADEABLE,MI PDU, 24AMP, (24)5-20R, NEMA L5-30P-3M, BLACK	10.6kg

B

B



A

A

REV	DATE	BY	CHK	APR	DESCRIPTION	ECN
02A	05/18/2022	FYZ	MIM	MJD	ADDED UPGRADEABLE PDU OPTION	P24D23M
01B	05/27/2020	Leo	MIM	EDM	UPDATED THE DESCRIPTION & UPDATED THE COMPLIANCE LABLE	P24D23M
01A	07/17/2017	WSJ	MIM	EDM	INITIAL RELEASE	P24D23M

WE ASK THAT YOU CHECK FULLY THE DIMENSIONS, NOTES, AND SIGN THE CLIENT SIGNATURE BOX. THE JOB WILL NOT PROGRESS WITHOUT SIGNED APPROVAL. PLEASE DO NOT DELAY IN RETURNING PROOF AS IT WILL AFFECT DELIVERY		SIGN
		DATE
		PRINT
TITLE INTELLIGENT SERIES PDU P24D23M CUSTOMER DRAWING		
ITEM REVISION NAME		
DATASHEET FILE NAME:		
UNLESS OTHERWISE SPECIFIED DIMENSIONAL TOLERANCE ARE: mm [IN]		MATERIAL/COLOR: N/A
THIRD ANGLE PROJECTION Tolerance(mm) 0<L<50 ±0.5 50<L<250 ±1.0 250<L<500 ±1.5 500<L<1000 ±2.5 1000<L<2000 ±4.0		DRAWING NUMBER: P24D23M_DC
DRAWN BY WSJ	DATE 07/17/2017	CHK SEAN
SCALE NONE		SHT 2 OF 2
		SCALE B

2



1