

DOUBLE RING LED

12", 14" & 16"

The series of LED ceiling-mount luminaires, with their low-profile white frosted acrylic diffusers, make a perfect solution for commercial and decorative applications. The line of LED ceiling mount luminaire with double ring are available in 12", 14" and 16". Offered in 3000 and 4000 K, they are perfect to give an attractive modern look. ENERGY STAR approved and fully dimmable, they can be mounted on wall or ceiling.

FEATURES AND SPECIFICATIONS

• Construction

Finishing

- Finishes available in Black, Brushed Nickel and Chrome
- White Frosted Lens
- Available sizes for round profiles 12"-14"-16"

• Technical specifications

- TRIAC dimmers / Forward phase
- 120 VAC
- Color temperature 3 000 and 4 000 K
- Estimated lifespan of 50 000 hours to L70
- CRI >80
- Damp location

• Compliances

- Energy Star
- cULus
- cETLus
- Meets requirements of ICES 005 for Class B products

OVERVIEW

Light source	LED
Watts (W)	20 - 26
Lumen output (lm)	1 400 - 1 923
Efficiency (lm/W)	70 - 76
Color temperature (K)	3 000 - 4 000
CRI	80+



quick
ship



LED
fixture



dimmable
fixture



damp
location



ICES
005



QUICK SHIP AND TECHNICAL SPECIFICATION TABLE 1

Order code	Part number	Watts (W)	Volts (VAC)	Color temp. (K) ²	Lumen output (lm) ³	Efficiency (lm/W)	CRI	Life L70 (hrs) ⁴	Tested hours LM-80 (hrs) ⁴	Finish	Dimming (Yes/No)	Power factor	THD (%)	Case qty (master)
12" Round														
68061	DRBN12-R20W-A/30K	20	120	3 000	1400	70	80	50 000	9 000	Brushed nickel	Yes	0.9	-	4
68062	DRBN12-R20W-A/40K	20	120	4 000	1400	70	80	50 000	9 000	Brushed nickel	Yes	0.9	-	4
68058	DRBK12-R20W-A/30K	20	120	3 000	1 400	70	80	50 000	9 000	Black	Yes	0.9	-	4
14" Round														
68063	DRBN14-R26W-A/30K	26	120	3 000	1 820	70	80	50 000	9 000	Brushed nickel	Yes	0.9	-	4
68064	DRBN14-R26W-A/40K	26	120	4 000	1 820	70	80	50 000	9 000	Brushed nickel	Yes	0.9	-	4
66856	CLDR14/S2/25W/30K/RND/BK/STD	25	120	3 000	1 860	76	>80	50 000	6 000	Black	Yes	>0.90	<20	4
66859	CLDR14/S2/25W/30K/RND/CH/STD	25	120	3 000	1 860	76	>80	50 000	6 000	Chrome	Yes	>0.90	<20	4
68068	DRCH14-R26W-A/30K	26	120	3 000	1 820	70	80	50 000	9 000	Chrome	Yes	0.9	-	4
16" Round														
68065	DRBN16-R26W-A/30K	26	120	3 000	1 820	70	80	50 000	9 000	Brushed nickel	Yes	0.9	-	4
68066	DRBN16-R26W-A/40K	26	120	4 000	1 820	70	80	50 000	9 000	Brushed nickel	Yes	0.9	-	4
66857	CLDR16/S2/26W/30K/RND/BK/STD	26	120	3 000	1 923	75	>80	50 000	6 000	Black	Yes	>0.90	<20	2
66860	CLDR16/S2/26W/30K/RND/CH/STD	26	120	3 000	1 923	75	>80	50 000	6 000	Chrome	Yes	>0.90	<20	2
68060	DRBK16-R26W-A/30K	26	120	3 000	1 820	70	80	50 000	9 000	Black	Yes	0.9	-	4

¹ **QUICK SHIP:** Product availability is subject to change without notice. Please contact your Stanpro customer service representative to confirm inventory levels at time of order.

² Typical color temperature range: +/- 5 %.

³ Lumen values are derived from photometric testing. Initial lumens range: +/- 10 %.

⁴ Life hours are derived from IESNA LM-80-08 testing report and projected per IESNA TM-21-11 extrapolations.

COMPATIBLE DIMMERS

Brand	Model number	Order code
Legrand	HCL453P, RH703PTUTC	66855, 66858, 66856, 66859, 66865, 66857, 66860
Cooper	9531AW, DAL06P, AAL06, SLC03P	66855, 66858, 66856, 66859, 66865, 66857, 66860
Leviton	IPL06, 6674, DSL06-1LZ, DSM10-1LZ,	66855, 66858, 66856, 66859, 66865, 66857, 66860
Leviton	6615, IPE04-1LZ	66855, 66858, 66856, 66859, 66811, 66865, 66857, 66860
Lutron	DVELV-300P, SELV-300P, NTELV-600	66855, 66858, 66856, 66859, 66865, 66857
Lutron	DVCL-153P, CTCL-153P, DVCL-253P, AYCL-253P	66855, 66858, 66856, 66859, 66865, 66857, 66860
Lutron	MACL-153P	66855, 66858, 66856, 66859, 66865, 66857, 66860

NOTE: The above table shows dimmers that have been tested and have demonstrated proper operation under normal conditions. Each installation being unique, various factors such as load, common neutrals or other electrical products on the circuit can, in certain instances, cause variance in system performance. Read and comply to the dimmer installation instructions. Consult dimming system manufacturer for additional support in operation. Standard recommends to use dimmers designed to work with LED products. Older dimmers designed for incandescent products may cause erratic operation. Some dimmers may require more than one product for stable operation. The maximum number of products is determined by the dimmer wattage rating with LEDs. Be careful, these dimmers have different ratings depending on the product type. Again, refer to the dimmer installation instructions.

COMPATIBLE DIMMERS

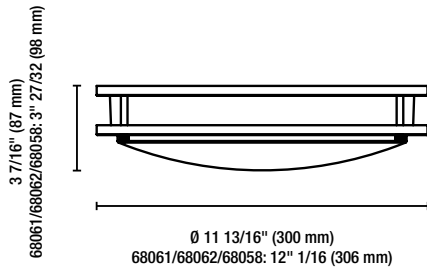
Brand	Model number	Order code
LEVITON	6672-1LW	68061, 68062, 68063, 68064, 68065, 68066, 68058, 68060 and 68068
LUTRON	MACL-153MR-WH, SCL-153P-WH, PD-6WCL-WH, CTCL-153P-WH, MSCL-OP153M-WH, DVCL-153P-WH	68061, 68062, 68063, 68064, 68065, 68066, 68058, 68060 and 68068

NOTE: The above table shows dimmers that have been tested and have demonstrated proper operation under normal conditions. Each installation being unique, various factors such as load, common neutrals or other electrical products on the circuit can, in certain instances, cause variance in system performance. Read and comply to the dimmer installation instructions. Consult dimming system manufacturer for additional support in operation. Standard recommends to use dimmers designed to work with LED products. Older dimmers designed for incandescent products may cause erratic operation. Some dimmers may require more than one product for stable operation. The maximum number of products is determined by the dimmer wattage rating with LEDs. Be careful, these dimmers have different ratings depending on the product type. Again, refer to the dimmer installation instructions.

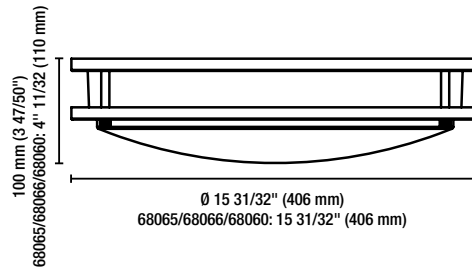
Data is based upon tests performed in a controlled environment. Actual performance can vary depending on operating conditions. All products are subject to change or may be discontinued any time without notice.

DIMENSIONS

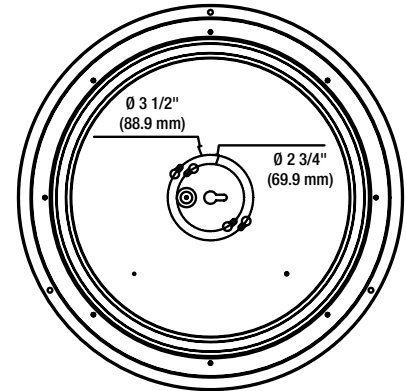
12" Round



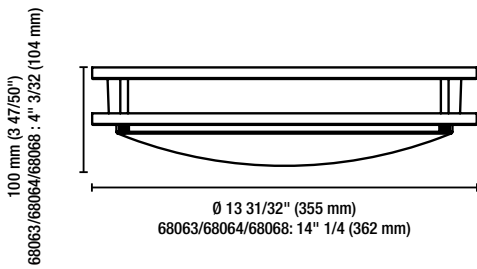
16" Round



12", 14", 16" Round



14" Round

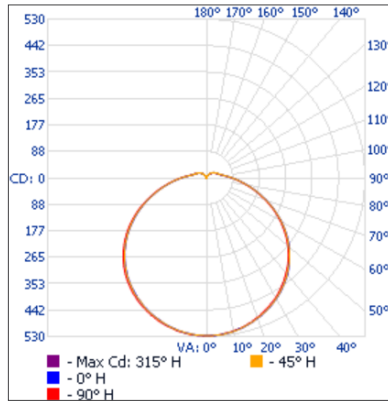


Data is based upon tests performed in a controlled environment. Actual performance can vary depending on operating conditions. All products are subject to change or may be discontinued any time without notice.

PHOTOMETRIC DATA¹

66856 • CLDR14/S2/25W/30K/RND/BK/STD • 2 039.3 lm

Polar candela distribution



Zonal lumen summary

Zone	Lumens	% Lamp	% Fixture
0-30	416.4	20.4	20.4
0-40	693.1	34	34
0-60	1 281.5	62.8	62.8
60-90	544.4	26.7	26.7
70-100	373.6	18.3	18.3
90-120	158.0	7.7	7.7
0-90	1 825.9	89.5	89.5
90-180	213.4	10.5	10.5
0-180	2 039.3	100	100

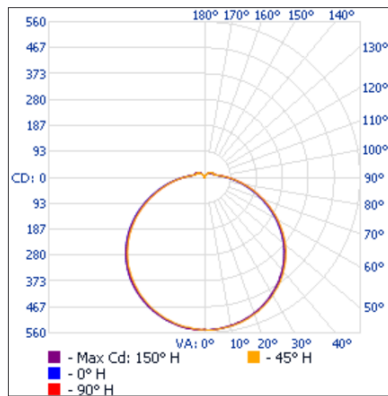
Illuminance at a distance

	Center beam fc	Beam width
2.0'	131.7	7.8' 7.8'
4.0'	32.9	15.6' 15.6'
6.0'	14.6	23.3' 23.4'
8.0'	8.2	31.1' 31.3'
10.0'	5.3	38.9' 39.1'

■ Vert. spread: 125.6°
■ Horiz. spread: 125.8°

66857 • CLDR16/S2/26W/30K/RND/BK/STD • 2 069.3 lm

Polar candela distribution



Zonal lumen summary

Zone	Lumens	% Lamp	% Fixture
0-30	433.5	20.9	21
0-40	720.6	34.8	34.8
0-60	1 327.1	64.1	64.1
60-90	548.4	26.5	26.5
70-100	364.3	17.6	17.6
90-120	138.9	6.7	6.7
0-90	1 875.5	90.6	90.6
90-180	193.9	9.4	9.4
0-180	2 069.3	100	100

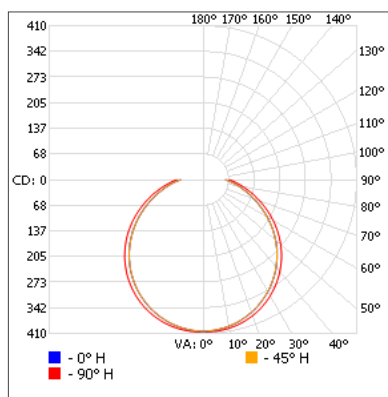
Illuminance at a distance

	Center beam fc	Beam width
2.0'	136.9	7.6' 7.6'
4.0'	34.2	15.2' 15.2'
6.0'	15.2	22.8' 22.8'
8.0'	8.6	30.4' 30.3'
10.0'	5.5	38.0' 37.9'

■ Vert. spread: 124.5°
■ Horiz. spread: 124.4°

68061 • DRXX12-R20W-A/30K • 1 332.2 lm

Polar candela distribution



Zonal lumen summary

Zone	Lumens	% Fixture
0-30	316.4	23.8
0-40	522.0	39.2
0-60	945.7	71
60-90	386.5	29
0-90	1 332.2	100

Illuminance at a distance

	Center beam fc	Beam width
1.7'	140	5.6' 6.4'
3.3'	37.1	11.0' 12.5'
5.0'	16.2	16.6' 18.9'
6.7'	9.01	22.2' 25.3'
8.3'	5.87	27.6' 31.4'
10.0'	4.04	33.2' 37.8'

■ Vert. spread: 117.9°
■ Horiz. spread: 124.3°

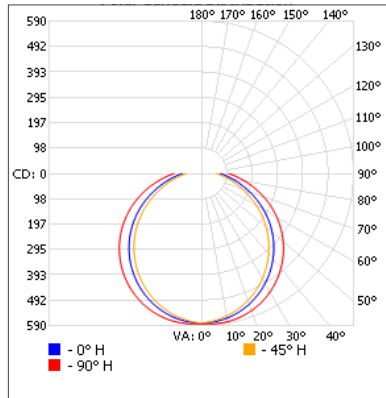
¹ Complete IES files available on our website.

Data is based upon tests performed in a controlled environment. Actual performance can vary depending on operating conditions. All products are subject to change or may be discontinued any time without notice.

PHOTOMETRIC DATA¹

68063 • DRXX14-R26W-A/30K • 1 833.6 lm

Polar candela distribution



Zonal lumen summary

Zone	Lumens	% Fixture
0-30	450.2	24.6
0-40	739.8	40.3
0-60	1 328.9	72.5
60-90	504.7	27.5
0-90	1 833.6	100

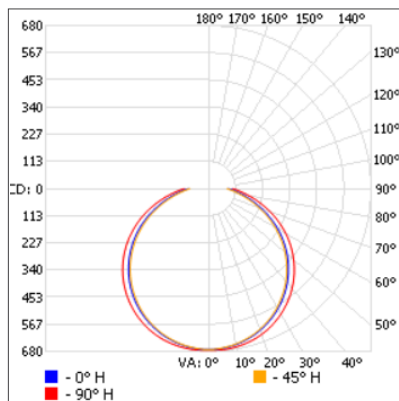
Illuminance at a distance

Center beam fc		Beam width	
1.7'	201	5.4'	7.4'
3.3'	53.3	10.4'	14.4'
5.0'	23.2	15.7'	21.9'
6.7'	12.9	21.1'	29.3'
8.3'	8.42	26.1'	36.3'
10.0'	5.80	31.5'	43.7'

■ Vert. spread: 115.1°
■ Horiz. spread: 130.9°

68066 • DRXX16-R26W-A/40K • 1 833.6 lm

Polar candela distribution



Zonal lumen summary

Zone	Lumens	% Fixture
0-30	528.4	24.1
0-40	873.4	39.9
0-60	1 585.6	72.4
60-90	604.9	27.6
0-90	2 190.5	100

Illuminance at a distance

Center beam fc		Beam width	
1.7'	233	5.7'	6.8'
3.3'	61.8	11.1'	13.2'
5.0'	26.9	16.9'	20.0'
6.7'	15.0	22.6'	26.8'
8.3'	9.76	28.0'	33.2'
10.0'	6.73	33.8'	40.0'

■ Vert. spread: 115.1°
■ Horiz. spread: 130.9°

Data is based upon tests performed in a controlled environment. Actual performance can vary depending on operating conditions. All products are subject to change or may be discontinued any time without notice.