

the radiant[®] *collection*

Smart Plug-In Switch, Wi-Fi



 **legrand**[®]

before you start

Review this guide in its entirety. Consult an electrician with any questions or if you are unsure of your abilities.

Caution: To reduce the risk of injury and/or overheating and damage to other equipment:

- For dry, indoor use only.
- Connect the Smart Plug-In Switch to a 120 VAC, 60 Hz power source **ONLY**.
- To reduce the risk of electrical shock, this equipment has a grounding type plug that has a third (grounding) pin. If the plug does not fit in outlet, contact a qualified electrician to install the proper outlet.

Visit www.legrand.us/radiant/smart-lighting/support for support.

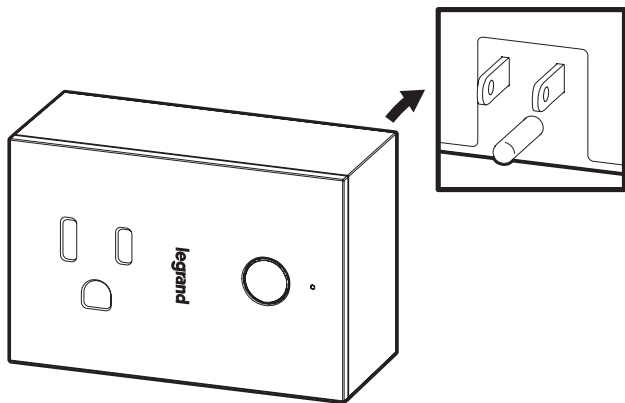
SCAN TO WATCH THE
INSTALLATION VIDEO



installation & setup

1 | plug in the smart plug-in switch

Insert the lamp or device to be controlled into the outlet on the Smart Plug-In Switch.



2 | test the smart plug-in switch

- a With the lamp or device on, press the button on the Legrand Smart Plug-In Switch to turn your device on.
- b Press the button to turn your device off.

TROUBLESHOOTING TIP:

If the device is not responding to the switch, confirm that the outlet is powered and that the device is functional.

3 | set up your system

- a Download and launch the Smart Lights, Wi-Fi app by Legrand. The app is available on the App Store or on Google Play.

SCAN TO DOWNLOAD



- b Connect your Smart Plug-In Switch to your home network by following the step by step instructions in the app.
- c Use the app to control your Smart Plug-In Switch.



SCAN TO WATCH HOW
TO SET UP THE APP



getting to know your plug-in

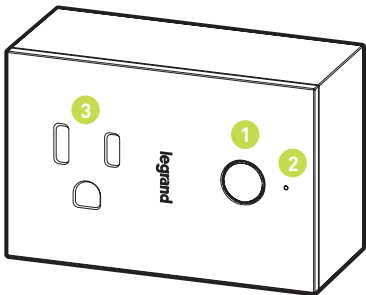
Item	Name	Description
1	Button	<ul style="list-style-type: none">• Turns the device on or off.• To return the switch to factory default, press and hold the button for 30 seconds.
2	LED Locator Light	<ul style="list-style-type: none">• Indicates the current state of the device. Refer to "LED Locator Light Explanations" for detail.
3	Outlet	<ul style="list-style-type: none">• Plug your lamp or device into the socket.

LED LOCATOR LIGHT EXPLANATIONS

LED Color	State of Light	Explanation
	Blinking Amber	Factory default; ready to connect to your network.
	Solid White	Device is connected to your network.

RESET TO FACTORY DEFAULT

You can delete the device from the app to reset or while device is off press and hold power button for 10 seconds then release.



specifications

Load	Rating
Resistive	120 VAC, 60 Hz, 15 A
Incandescent/halogen	1800 W
Ballast	15 A standard/electronic
LED	5 A
Motor	½ HP

Legrand reserves the right to change specifications without notice.

regulatory information

FCC NOTICE

This device complies with Part 15 of the FCC rules. Operation is subject to the following two conditions: (1) this device may not cause harmful interference, and (2) this device must accept any interference received, including interference that may cause undesirable operation.

This equipment has been tested and found to comply with the limits for a Class B digital device, pursuant to Part 15 of the FCC Rules. These limits are designed to provide reasonable protection against harmful interference in a residential installation. This equipment generates, uses, and can radiate radio frequency energy and, if not installed and used in accordance with the instructions, may cause harmful interference to radio communications. However, there is no guarantee that interference will not occur in a particular installation.

If this equipment does cause harmful interference to radio or television reception, which can be determined by turning the equipment off and on, the user is encouraged to try to correct the interference by one or more of the following measures:

- Reorient or relocate the receiving antenna
- Increase the separation between the equipment and receiver
- Connect the equipment into an outlet on a circuit different from that to which the receiver is connected
- Consult the dealer or an experienced radio/TV technician for help

This equipment complies with FCC radiation exposure limits set forth for an uncontrolled environment. This equipment should be installed and operated with a minimum distance of 20 cm between the transmitter's radiating structure(s) and the body of the user or nearby persons.

NOTE: Any changes or modifications to this device that are not expressly approved by the manufacturer will void the warranty and the user's authority to operate the equipment.

FCC ID: A3LCWAM210S

IC NOTICE

This device complies with Industry Canada license-exempt RSS standards. Operation is subject to the following two conditions: (1) this device may not cause interference; and (2) this device must accept any interference, including interference that may cause undesired operation of the device.

RF EXPOSURE STATEMENT

This equipment meets the SAR evaluation limits given in RSS-102 Issue 5 requirements at the minimum separation distance of 15 mm to the human body. Note: Any changes or modifications to this device that are not expressly approved by the manufacturer, will void the warranty and the user's authority to operate the equipment.

IC ID: 649E-CWAM210S

WiFi® is a registered trademark of Wi-Fi Alliance®.



warranty

This product is warranted under normal use against defects in workmanship and materials for as long as you own it. If the product fails due to a manufacturing defect during normal use, return it for a replacement at the store where purchased or contact technical support at 1-877-833-3303.

A dated sales receipt must be provided for all replacement requests (legible copies are acceptable).

Additional warranty details are available at <http://www.legrand.us> under your device's product page.


questions? we're here to help

PHONE: 1-877-833-3303

8:00 a.m. to 8:00 p.m. EST (M-F)

EMAIL: smartlighting@legrand.us

CHAT: <https://www.legrand.us/radiant/smart-lighting.aspx>

(Click on the  icon to open a dialogue box)

2:45



DEVICES



Dining Room



Family Room



Kitchen



Lamp



Favorites



Devices



Groups



Scenes

 **legrand**®

Legrand, North America

50 Boyd Avenue
Syracuse, NY 13209
1-877-833-3303
www.legrand.us

©2019 Legrand All Rights Reserved IS3033 09/19 341267