



3M™ Fire Barrier Rated Foam FIP 1-Step

Product Data Sheet

1. Product Description

3M™ Fire Barrier Rated Foam FIP 1-Step is a smoke, sound and firestopping foam for wall and floor penetrations. Premium two-part, easy-to-handle formulation. Expands up to five times during installation and bonds to most construction substrates including, but not limited to, concrete, metal, wood, plastic and cable jacketing. Dries to a flexible solid. During a fire, product maintains a tight firestop against smoke and flame.









- Re-enterable/repairable
- Sag-resistant formulation
- Excellent adhesion
- Paintable with primer
- Quick cure and eliminates the need for mineral wool and caulk

ATTENTION: CODE OFFICIALS

FIP 1-Step

- ✓ Is a Rated Firestop Foam
- ✓ Is UL Listed
- ✓ Meets ASTM E 814
- ✓ Meets the International Building Code for passive fire protection

 <small>FILL, VOID OR CAVITY MATERIAL FOR USE IN THROUGH-PENETRATION FIRESTOP SYSTEMS SEE UL FIRE RESISTANCE DIRECTORY 50L6</small>	 <small>FILL, VOID OR CAVITY MATERIAL</small>
<small>SOUND BARRIER</small>  <small>In STC 57-rated wall assembly</small>	<small>SMOKE SEAL</small>  <small>Meets Air Leakage Requirements</small>
<small>FIRE BARRIER</small>  <small>UP TO 2 HOUR</small>	<small>TEMPERATURE</small>  <small>UP TO 1 HOUR</small>
<small>PLEASE SEE APPROPRIATE UL SYSTEM FOR ASSOCIATED RATING.</small>	

2. Applications

Typical applications include: blank openings, metal pipe, cables, cable tray, insulated pipe, combination penetrations through concrete floor/wall and gypsum wall board assemblies.

3. Specifications

FIP 1-Step shall be a two-component, ready-to-use, gun-grade, firestopping foam. FIP 1-Step shall be tested to the criteria of ASTM E 814/UL 1479 Standard Test Method for Fire Tests of Penetration Firestop Systems, ASTM E 84/UL 723 Standard Test Method for Surface Burning Characteristics of Building Materials, ASTM E 90 Standard Test Method for Laboratory Measurement of Airborne Sound Transmission Loss of Building Partitions and Elements, and ASTM E 413 Classification for Rating Sound Insulation. FIP 1-Step shall meet the requirements of the IBC, IRC, IFC, IPC, IMC, NFPA 5000, NEC (NFPA 70), NFPA 101 and NBCC.

Typically Specified Divisions

Division 7
 Section 07 84 00 – Firestopping
 Section 07 27 00 – Air Barriers

Related Sections

Section 07 86 00 – Smoke Seals
 Section 07 87 00 – Smoke Containment Barriers
 Section 21 00 00 – Fire Suppression
 Section 22 00 00 – Plumbing
 Section 26 00 00 – Electrical

4. Storage and Shelf Life

Storage: FIP 1-Step should be stored indoors in dry conditions between 40°F and 85°F (5°C and 30°C). Avoid freeze/thaw exposures of the FIP 1-Step while still in the packaging. If product freezes, then product must be fully thawed and brought to ideal application temperature prior to use (See Section 5).

Shelf Life: FIP 1-Step shelf life is 16 months in original unopened containers from date of packaging when stored above 68°F (20°C) and below 90°F (32.2°C).

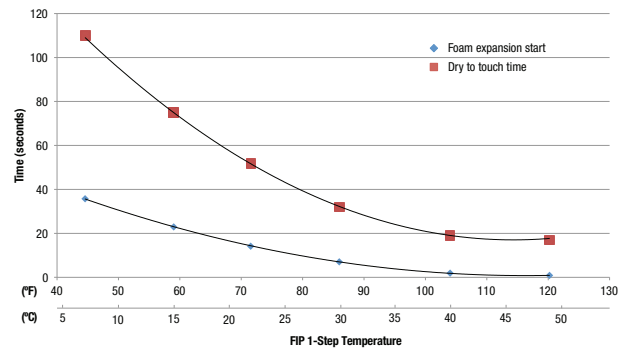
Lot numbering: First to fourth digit = Date of Production (YYMM); Fifth digit = 4 (Production Code); Sixth and Seventh digit = (Batch #); (Note: Expiration Date marked on cartridge)



5. Performance and Typical Physical Properties

Colors Available:	Maroon
Application Temperature Range:	50° to 120°F (10° to 49°C)
Surface Burning (ASTM E 84):	Flame Spread 10, Smoke Development 50
STC Acoustic Barrier (ASTM E 90 and ASTM E 413):	57 when tested in STC 57 rated wall assembly
Unit Volume:	12.85 fl. oz. Cartridge (380mL)
VOC Less H₂O and Exempt Solvents:	<250g/L
Cure:	Foam becomes tack-free in about one minute. Full cure depends upon ambient conditions and volume of foam. Typical cure at 75°F (24°C) is approximately 2 minutes.
Air Leakage (UL 1479 Section 6):	<1 CFM/Sq Ft
Yield:	Up to 116 cubic inches
Lead:	Meets the intent of LEED® VOC regulations. <250g/L VOC contents (less H ₂ O and exempt solvents).

Foam Expansion Start Time/Dry to Touch Time at various FIP 1-Step temperatures



Note: Expansion Start Time and Dry to Touch Times are NOT dependent on ambient air temperature. Expansion Start Time and Dry to Touch Times are dependent on FIP 1-Step temperature.

6. Installation Techniques

Consult a 3M Authorized Fire Protection Products Distributor or Sales Representative for Applicable drawings and details.

- Preparatory Work:** The surface of the opening and any penetrating items should be cleaned to allow for the proper adhesion of the 3M™ Fire Barrier Rated Foam FIP 1-Step. Ensure that the surface of the substrates are not wet and are free from dust, debris and frost. Foam can be installed with either the manual or battery powered dispenser.
- Installation Details:** Install the applicable depth of the FIP 1-Step as detailed within the applicable 3M UL listed system. Please reference FIP 1-Step Installation Guide for further installation details. The FIP 1-Step may be trimmed after installation to be flush with the surface of the substrate. Clean all tools immediately after use with water if needed.
- Limitations:** Do not apply FIP 1-Step when the cartridge temperature is less than 50°F (10°C), damage may occur to cartridge or dispensing equipment. Do not apply FIP 1-Step to building materials that bleed oil, plasticizers or solvent (e.g. impregnated wood, oil-based sealants, or green or partially-vulcanized rubber). Do not apply FIP 1-Step to wet or frost-coated surfaces or areas that are continuously damp or immersed in water. This product is not acceptable for use with chlorinated polyvinylchloride (CPVC) pipes.

7. Maintenance

No maintenance is expected when installed in accordance with manufacturer's installation guidelines. Once installed, if any section of the FIP 1-Step is damaged, the following procedure will apply: remove and reinstall the damaged section in accordance with the applicable FIP 1-Step UL Listed system.

8. Availability

FIP 1-Step is available in 12.85 fl. oz. cartridges. For additional technical and purchasing information regarding this and other 3M™ Fire Protection Products, please call: 1-800-328-1687 or visit www.3M.com/firestop.

9. Safe Handling Information

Consult product Material Safety Data Sheet (MSDS) prior to handling and disposal.



3M Industrial Adhesives and Tapes Division

3M Center, Building 225-3S-06
St. Paul, MN 55144-1000 USA
1-800-328-1687
www.3M.com/firestop

Important Notice to User:

Technical Information: The technical information, recommendations and other statements contained in this document are based upon tests or experience that 3M believes are reliable, but the accuracy or completeness of such information is not guaranteed. **Product Use:** Many factors beyond 3M's control and uniquely within user's knowledge and control can affect the use and performance of a 3M product in a particular application. Given the variety of factors that can affect the use and performance of a 3M product, user is solely responsible for evaluating the 3M product and determining whether it is fit for a particular purpose and suitable for user's method of application. **Warranty and Limited Remedy:** 3M warrants that each 3M Fire Protection Product will be free from defects in material and manufacture for 90 days from the date of purchase from 3M's authorized distributor. 3M MAKES NO OTHER EXPRESS OR IMPLIED WARRANTIES, INCLUDING ANY IMPLIED WARRANTY OF MERCHANTABILITY OR FITNESS FOR A PARTICULAR PURPOSE. If a 3M product does not conform to this warranty, the sole and exclusive remedy is, at 3M's option, replacement of the 3M product or refund of the purchase price. **Limitation of Liability:** Except where prohibited by law, 3M will not be liable for any loss or damage arising from the 3M product, whether direct, indirect, special, incidental or consequential, regardless of the legal theory asserted.

3M is a trademark of 3M. Used under license in Canada. LEED is a trademark of U.S. Green Building Council Non-Profit Corporation. All other trademarks are the property of their respective owners.

Please Recycle. Printed in U.S.A. © 3M 2014. All rights reserved. Reference Number 98-0213-4666-7 RevB