



first lateral auxiliary switch 1 NO, 1 NC, screw terminal, for contactors 3RT1

product brand name	SIRIUS
product category	Auxiliary switch
product designation	auxiliary switch
design of the product	first laterally mountable
product type designation	3RH19
suitability for use	for 3RT10, 3RT12, 3RT145, 3RT146, 3RT147
General technical data	
insulation voltage with degree of pollution 3 at AC rated value	500 V
surge voltage resistance rated value	6 kV
protection class IP on the front	IP20
mechanical service life (operating cycles) typical	10 000 000
electrical endurance (operating cycles) at AC-15 at 230 V typical	200 000
Substance Prohibitance (Date)	07/01/2006
Weight	0.049 kg
number of NC contacts for auxiliary contacts	
• instantaneous contact	1
number of NO contacts for auxiliary contacts	
• instantaneous contact	1
number of CO contacts of auxiliary contacts instantaneous contact	0
operational current of auxiliary contacts at AC-12	
• at 24 V	10 A
• at 230 V	10 A
operational current of auxiliary contacts at AC-14	
• at 125 V	6 A
• at 250 V	6 A
operational current of auxiliary contacts at AC-12 maximum	10 A
operational current of auxiliary contacts at AC-15	
• at 24 V	6 A
• at 230 V	6 A
• at 400 V	3 A
operational current of auxiliary contacts at DC-12	
• at 24 V	10 A
• at 110 V	3 A
• at 220 V	1 A
operational current with 2 current paths in series at DC-12	
• at 24 V rated value	10 A
• at 60 V rated value	10 A
• at 110 V rated value	4 A
• at 220 V rated value	2 A

<ul style="list-style-type: none"> <li>• at 440 V rated value</li> </ul>	1.3 A
<b>operational current with 3 current paths in series at DC-12</b>	
<ul style="list-style-type: none"> <li>• at 24 V rated value</li> </ul>	10 A
<ul style="list-style-type: none"> <li>• at 60 V rated value</li> </ul>	10 A
<ul style="list-style-type: none"> <li>• at 110 V rated value</li> </ul>	10 A
<ul style="list-style-type: none"> <li>• at 220 V rated value</li> </ul>	3.6 A
<ul style="list-style-type: none"> <li>• at 440 V rated value</li> </ul>	2.5 A
<b>operational current with 2 current paths in series at DC-13</b>	
<ul style="list-style-type: none"> <li>• at 24 V rated value</li> </ul>	10 A
<ul style="list-style-type: none"> <li>• at 60 V rated value</li> </ul>	3.5 A
<ul style="list-style-type: none"> <li>• at 110 V rated value</li> </ul>	1.3 A
<ul style="list-style-type: none"> <li>• at 220 V rated value</li> </ul>	0.9 A
<ul style="list-style-type: none"> <li>• at 440 V rated value</li> </ul>	0.2 A
<b>operational current with 3 current paths in series at DC-13</b>	
<ul style="list-style-type: none"> <li>• at 24 V rated value</li> </ul>	10 A
<ul style="list-style-type: none"> <li>• at 60 V rated value</li> </ul>	4.7 A
<ul style="list-style-type: none"> <li>• at 110 V rated value</li> </ul>	3 A
<ul style="list-style-type: none"> <li>• at 220 V rated value</li> </ul>	1.2 A
<ul style="list-style-type: none"> <li>• at 440 V rated value</li> </ul>	0.5 A
<b>operational current of auxiliary contacts at DC-13</b>	
<ul style="list-style-type: none"> <li>• at 24 V</li> </ul>	6 A
<ul style="list-style-type: none"> <li>• at 48 V</li> </ul>	2 A
<ul style="list-style-type: none"> <li>• at 60 V</li> </ul>	2 A
<ul style="list-style-type: none"> <li>• at 110 V</li> </ul>	1 A
<ul style="list-style-type: none"> <li>• at 125 V</li> </ul>	0.9 A
<ul style="list-style-type: none"> <li>• at 220 V</li> </ul>	0.3 A
<ul style="list-style-type: none"> <li>• at 250 V</li> </ul>	0.3 A
<b>contact reliability of auxiliary contacts</b>	1 faulty switching per 100 million (17 V, 1 mA)
<b>Ambient conditions</b>	
<b>ambient temperature</b>	
<ul style="list-style-type: none"> <li>• during operation</li> </ul>	-25 ... +60 °C
<ul style="list-style-type: none"> <li>• during storage</li> </ul>	-55 ... +80 °C
<b>Safety related data</b>	
<b>product function</b>	
<ul style="list-style-type: none"> <li>• mirror contact according to IEC 60947-4-1</li> </ul>	Yes; with 3RT1
<ul style="list-style-type: none"> <li>• positively driven operation according to IEC 60947-5-1</li> </ul>	No
<b>Installation/ mounting/ dimensions</b>	
<b>fastening method</b>	snap-on mounting
<b>height</b>	80 mm
<b>width</b>	10 mm
<b>depth</b>	71 mm
<b>Connections/ Terminals</b>	
type of electrical connection for auxiliary and control circuit	screw-type terminals
<b>connectable conductor cross-section for auxiliary contacts</b>	
<ul style="list-style-type: none"> <li>• solid or stranded</li> </ul>	0.5 ... 2.5 mm²
<ul style="list-style-type: none"> <li>• finely stranded with core end processing</li> </ul>	0.5 ... 2.5 mm²
<b>type of connectable conductor cross-sections</b>	
<ul style="list-style-type: none"> <li>• for auxiliary contacts <ul style="list-style-type: none"> <li>— solid or stranded</li> </ul> </li> </ul>	2x (0.5 ... 1.5 mm²), 2x (0.75 ... 2.5 mm²)
<ul style="list-style-type: none"> <li>— finely stranded with core end processing</li> </ul>	2x (0.5 ... 1.5 mm²), 2x (0.75 ... 2.5 mm²)
<ul style="list-style-type: none"> <li>• for AWG cables for auxiliary contacts</li> </ul>	2x (20 ... 16), 2x (18 ... 14)
AWG number as coded connectable conductor cross section for auxiliary contacts	20 ... 14
<b>Approvals Certificates</b>	
<b>General Product Approval</b>	



[Confirmation](#)



[KC](#)

General Product Approval	Functional Safety	Test Certificates		Marine / Shipping	
	<a href="#">Type Examination Certificate</a>	<a href="#">Type Test Certificates/Test Report</a>	<a href="#">Special Test Certificate</a>		

Marine / Shipping	other	Railway	Environment		
	<a href="#">Confirmation</a>	<a href="#">Type Test Certificates/Test Report</a>	<a href="#">Special Test Certificate</a>	<a href="#">Environmental Confirmations</a>	

#### Further information

##### Information on the packaging

<https://support.industry.siemens.com/cs/ww/en/view/109813875>

##### Information- and Downloadcenter (Catalogs, Brochures,...)

<https://www.siemens.com/ic10>

##### Industry Mall (Online ordering system)

<https://mall.industry.siemens.com/mall/en/en/Catalog/product?mlfb=3RH1921-1EA11>

##### Cax online generator

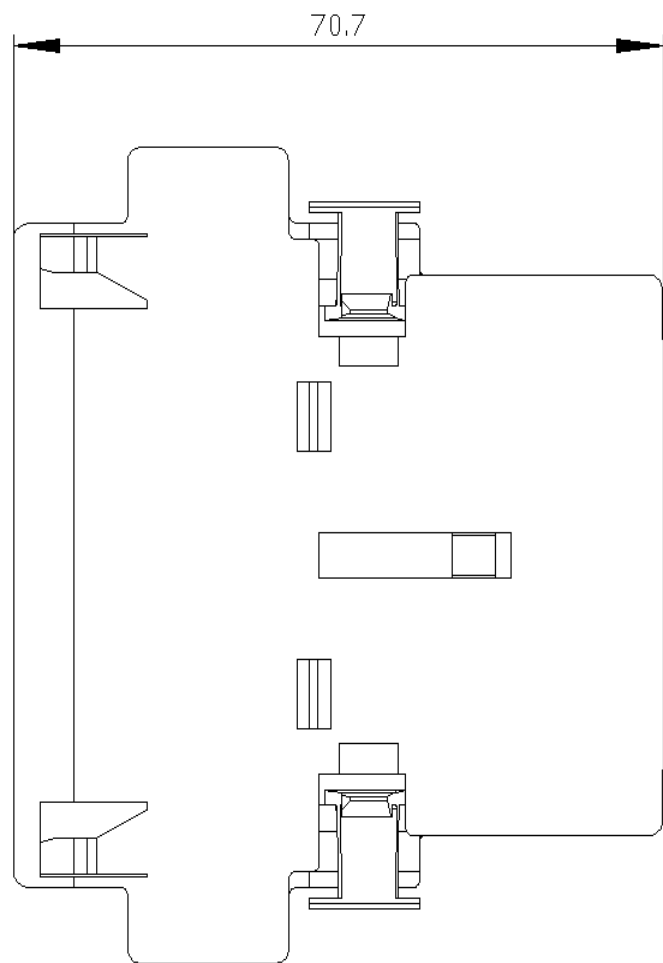
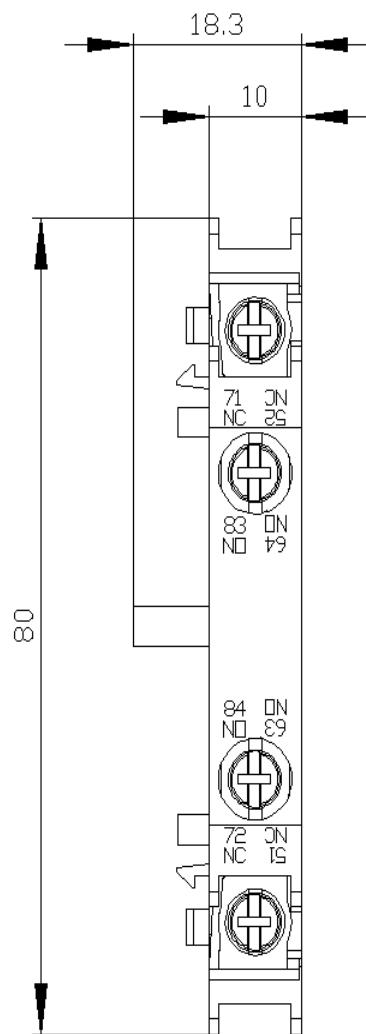
<http://support.automation.siemens.com/WW/CAXorder/default.aspx?lang=en&mlfb=3RH1921-1EA11>

##### Service&Support (Manuals, Certificates, Characteristics, FAQs,...)

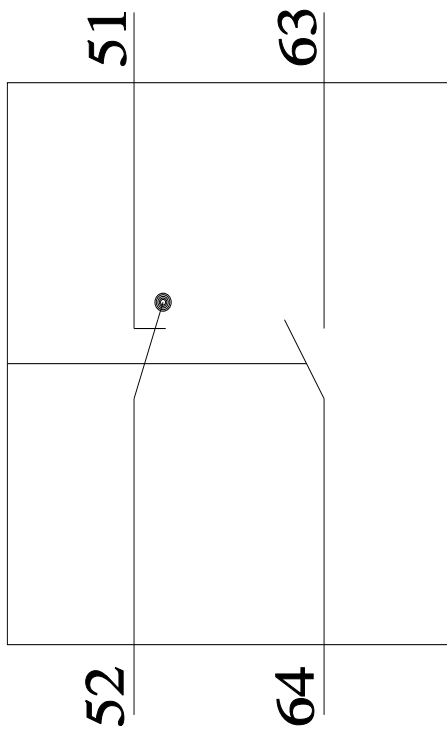
<https://support.industry.siemens.com/cs/ww/en/ps/3RH1921-1EA11>

##### Image database (product images, 2D dimension drawings, 3D models, device circuit diagrams, EPLAN macros, ...)

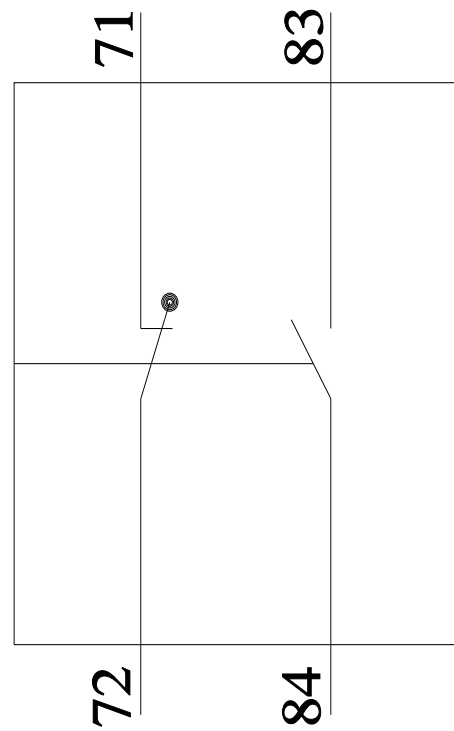
[http://www.automation.siemens.com/bilddb/cax\\_de.aspx?mlfb=3RH1921-1EA11&lang=en](http://www.automation.siemens.com/bilddb/cax_de.aspx?mlfb=3RH1921-1EA11&lang=en)



## Links / left



## Rechts / right



last modified:

11/21/2023 