

Project: _____

Type: _____

Drawn by: _____ Catalogue #: _____

Date: _____

Individual Spec Sheet

L1RUH

ROUND LED INDUSTRIAL HIGHBAYS

120-347 V 37 200 LM 240 W 4 000/5 000 K

ORDERING INFORMATION

Order code: 68813
Model number: L1RUH-LS5-Q/2C
UPC: 69549019386
Case quantity: 1

PHYSICAL DATA

Dimensions in (mm): 17.1" x 17.1" x 8.1" (435 mm x 435mm x 206mm)
Lens material: PC Clear
Housing finish: Black Aluminum
Mounting: Hook mount standard. The hook is removable for ½" NPT conduit mounting. For additional security, use the safety cable accessory. Trunnion with pivot range (± 90°) is also available for yoke bracket surface mounting (see accessories below). 10' cord comes standard.

PERFORMANCE DATA

Watts (W): 240
Volts (V AC): 120-347
Color temperature (K):¹ 4 000/5 000
Lumen output (lm):² 37 200
Efficacy with lens (lm/W): 155
CRI: 80+
Life L70 (h):³ > 54 000
THD (%): < 15
Power factor: > 0.9
Dimming: 0-10 V
Operating temp. range: -40 to +50°C
Environment: Wet Location
IP rating: Meets IP65
NEMA and NSF type: Meets NEMA 4X, Meets NSF Requirements (Splash Zone and Non Food Zone)

¹ Typical color temperature range: +/- 5 %.

² Lumen values are derived from photometric testing. Initial lumens range: +/- 10 %.

³ Life hours are derived from IESNA LM80-08 testing report and projected per IESNA TM-21-11 extrapolations.

COMPATIBLE ACCESSORIES

Order code	Model number	Type
68818	JB025	Junction box adapter
68820	BKT844-200-BK	Trunnion 200W-240W
68822	REF694-AL-200	Aluminium reflector 200W-240W
68824	REF694-PC-200	PC reflector 200W-240W
68825 ¹	OSI-HB01DMS-A	High frequency sensor
68826 ¹	OSI-HB03DPR-A	PIR sensor
69013 ²	BI-BLD-RM30R	Emergency back-up option

¹ To change factory settings, purchase remote 68827 (sold separately).

² To change factory settings, purchase remote 69014 (sold separately).

This lighting equipment meets requirements of ICES-005 issue 5 class A for use in commercial applications./ class B for use in residential applications.

Data is based upon tests performed in a controlled environment.

Actual performance can vary depending on operating conditions. Specifications are subject to change without notice.



quick ship



LED fixture



dimmable fixture



wet location



ICES 005



Not all products are qualified on the DLC QPL. To view our DLC qualified products, please consult the DLC Qualified Products List at www.designlights.org/search.

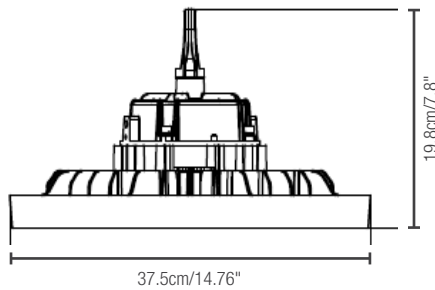
COMPATIBLE DIMMERS

Brand	Model
LUTRON	NTSTV-DV-AL, NFTV-IV, DVTV-WH
LEVITON	DS710-10Z, IP710-DLZ
LEGRAND	RH4FBL3PW

Dimming range: 10%-100%

NOTE: The above table shows dimmers that have been tested and have demonstrated proper operation under normal conditions. Each installation being unique, various factors such as load, common neutrals or other electrical products on the circuit can, in certain instances, cause variance in system performance. Read and comply to the dimmer installation instructions. Consult dimming system manufacturer for additional support in operation. Stanpro recommends to use dimmers designed to work with LED products. Older dimmers designed for incandescent products may cause erratic operation. Some dimmers may require more than one product for stable operation. The maximum number of products is determined by the dimmer wattage rating with LEDs. Be careful, these dimmers have different ratings depending on the product type. Again, refer to the dimmer installation instructions.

DIMENSIONS

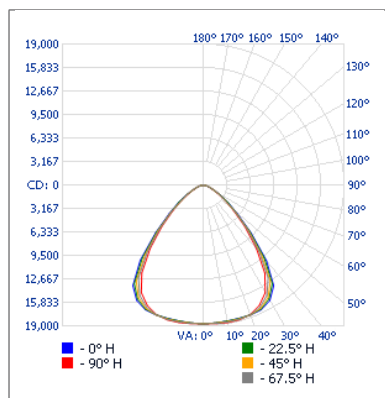


Dimensions: cm/in

PHOTOMETRIC DATA¹

68813 • L1RUH-LS5-Q/2C 120-347V 37158L HB • 37 485.6 lm

Polar candela distribution



¹ Complete IES files available on our website.

Zonal lumen summary

Zone	Lumens	% Fixture
0-30	15 468.2	41.3
0-40	24 986.6	66.7
0-60	35 144.7	93.8
60-90	2 340.9	6.2
70-100	731.9	2
90-120	0	0
0-90	37 485.6	100
90-180	0	0
0-180	37 485.6	100

Illuminance at a distance

Center beam fc		Beam width	
1.7'	6 477	3.2'	3.1'
3.3'	1 719	6.3'	6.1'
5.0'	749	9.5'	9.2'
6.7'	417	12.8'	12.4'
8.3'	272	15.8'	15.3'
10.0'	187	19.0'	18.5'

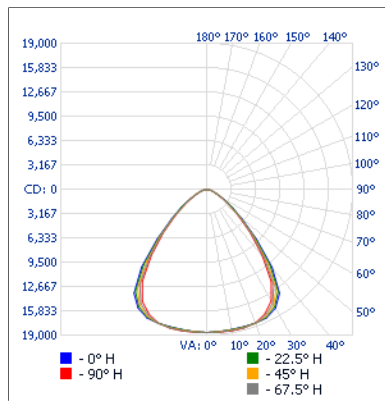
■ Vert. spread : 87.2°
■ Horiz. spread : 85.4°

Data is based upon tests performed in a controlled environment. Actual performance can vary depending on operating conditions. All products are subject to change or may be discontinued any time without notice.

PHOTOMETRIC DATA¹

68813 • L1RUH-LS5-Q/2C 120-347V 37158L HB • 37 387.9 lm

Polar candela distribution



Zonal lumen summary

Zone	Lumens	% Fixture
0-30	15 407.2	41.2
0-40	24 906.6	66.6
0-60	35 048.9	93.7
60-90	2 339.0	6.3
70-100	731.6	2
90-120	0	0
0-90	37 387.9	100
90-180	0	0
0-180	37 387.9	100

Illuminance at a distance

Center beam fc		Beam width	
1.7'	6 449	3.2'	3.2'
3.3'	1 711	6.3'	6.1'
5.0'	745	9.5'	9.3'
6.7'	415	12.8'	12.5'
8.3'	271	15.8'	15.4'
10.0'	186	19.1'	18.6'

■ Vert. spread: 87.3°
■ Horiz. spread: 85.8°

¹ Complete IES files available on our website.

Qty	Description	Price

I accept the specifications of the luminaire configuration mentioned above.

Name: _____

Company: _____

Signature: _____

Date: _____

Data is based upon tests performed in a controlled environment. Actual performance can vary depending on operating conditions. All products are subject to change or may be discontinued any time without notice.