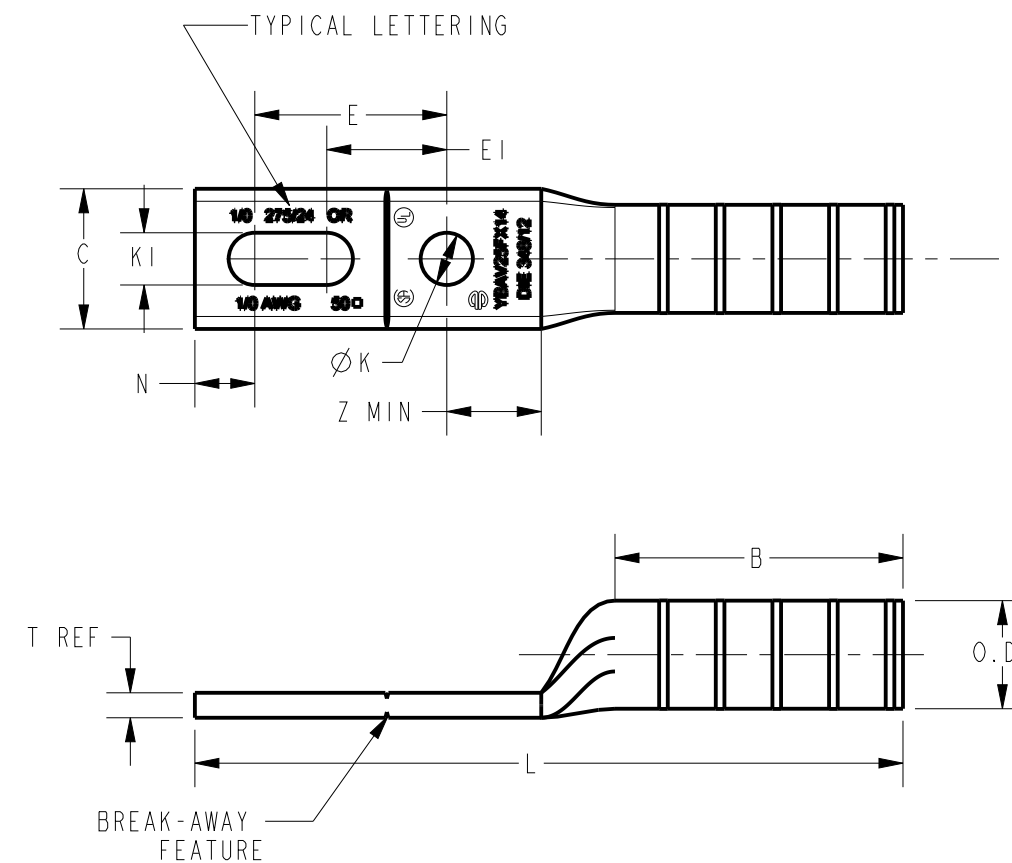


CATALOG NUMBER	ITEM NUMBER	COPPER CONDUCTORS ACCOMMODATED		STUD HOLE SIZE	DIMENSIONS										
		FLEX / AWG	METRIC		B	C	E	EI	ØK	KI	L	N	O.D	T REF	Z MIN
YBAV25FX14	10098292	1/0 (275/24) FLEX (Ø.410) 1/0 AWG (CLASS A45.000, 7 STR Ø.368) 1/0 AWG (12 STR Ø.390) 1/0 AWG (CLASS B, 19 STR Ø.373)	50MM ² (Ø9.27MM / Ø.365 INCH)	1/4 [6]	1.50 [38]	.73 [19]	1.00 [25]	.63 [16]	.27 [7]	.27 [7]	3.69 [94]	.31 [8]	.56 [14]	.13 [3]	.42 [11]
YBAV26FX14	10098293	2/0 (325/24) FLEX (Ø.470) 2/0 AWG (CLASS A45.000, 7 STR Ø.414) 2/0 AWG (12 STR Ø.438) 2/0 AWG (CLASS B, 19 STR Ø.419)	70MM ² (Ø10.9MM / Ø.430 INCH)	1/4 [6]	1.50 [38]	.89 [23]	1.00 [25]	.63 [16]	.27 [7]	.27 [7]	3.74 [95]	.31 [8]	.63 [16]	.13 [3]	.42 [11]
YBAV27FX14	10098294	3/0 (450/24) FLEX (Ø.549) 3/0 AWG (CLASS A45.000, 7 STR Ø.464) 3/0 AWG (12 STR Ø.492) 3/0 AWG (CLASS B, 19 STR Ø.470)	95MM ² (Ø12.8MM / Ø.505 INCH)	1/4 [6]	1.50 [38]	.87 [22]	1.00 [25]	.63 [16]	.27 [7]	.27 [7]	3.78 [96]	.31 [8]	.70 [18]	.14 [4]	.42 [11]
YBAV28FX	10084291	4/0 (550/24) FLEX (Ø.590) 4/0 AWG (CLASS A, 7 STR Ø.522) 4/0 AWG (CLASS B, 19 STR Ø.528)	120 MM ² (14.4MM/Ø.567 INCH)	1/2 [12]	1.62 [41]	.94 [24]	1.75 [44]	1.00 [25]	.56 [14]	.56 [14]	5.24 [133]	.62 [16]	.77 [20]	.14 [4]	.64 [16]

REV.	DATE	DESCRIPTION	ECO	BY	C'H'K.
D	11/14/2016 00:00:00 AM	ADDED Y46 TOOL	45339	SM	MB

CONNECTOR SIZE	TOLERANCES								
	B	C	E	EI	K DIA	KI	L	N	O.D.
-6C THRU -25	±.06	±.04	±.02	±.02	±.02	±.02	±.09	±.03	±.01
-26 THRU -34	±.08	+ .04 - .06	±.02	±.02	±.02	±.02	±.12	±.03	±.01
-35 AND UP	±.09	±.06	±.02	±.02	±.02	±.02	±.15	±.06	±.01

INSTALLATION TOOLING (# CRIMPS)										
CATALOG NO.	DIE INDEX	COLOR CODE	HYDRAULIC						DIELESS (# CRIMPS)	WIRE STRIP LENGTH
			MD6, MD7 MD7-34R	OUR840	Y500CTHS PAT60018V PATMD614V	Y35, Y39 Y750, PAT750	Y46 PAT4618V	Y46/Y45		
YBAV25FX14	12 OR 348	PINK	W25VT X25RT W25RT (4)	X25RT (4)	W25VT X25RT W25RT (4)	U25RT (2)	U25RT (2)	U25RT (2)	MECHANICAL: MY29-3 (1) MY29-11 (1)	1-5/8
YBAV26FX14	13	BLACK	W26VT X26RT W26RT (4)	X26RT (4)	W26VT X26RT W26RT (4)	U26RT (2)	U26RT (2)	U26RT (2)	HYDRAULIC: Y644MBH, Y644HSXT PAT644XT18V (1)	1-5/8
YBAV27FX14	14	ORANGE	W27VT X27RT W27RT (4)	X27RT (4)	W27VT X27RT W27RT (4)	U27RT (2)	U27RT (2)	U27RT (2)	Y81KFT, PAT81KFT18V Y4PC834, PAT4PC83418V (2)	1-5/8
YBAV28FX	15	PURPLE	W28VT W28RT (4) X28RT (6)	X28RT (6)	W28VT W28RT (4) X28RT (6)	U28RT (2)	U28RT (2)	U28RT (2)		1-3/4



NOTES:

- MATERIAL: COPPER TUBING.
- FINISH: TIN PLATED.
- CATALOG # PT6515 ADAPTOR IS REQUIRED TO USE "U" DIES IN Y45 SERIES TOOLS.
- CATALOG # PUADP-1 ADAPTOR IS REQUIRED TO USE "U" DIES IN Y46 SERIES TOOLS.
- DIMENSIONS IN BRACKETS [] ARE IN MILLIMETERS ROUNDED OFF TO THE NEAREST MILLIMETER, UNLESS OTHERWISE NOTED, AND ARE FOR REFERENCE ONLY.
- OVERLAP 2 CRIMPS AS NEEDED WITHIN THE LENGTH BETWEEN THE INK STAMPED CRIMPING AREA.
- THIS TOOL CAN BE USED ONLY WITH CODE CONDUCTORS.

TO ORDER BURNDY® PRODUCTS CALL		BREAK-AWAY LUGS (COPPER)	
UNITED STATES: 1-800-346-4175 (LONDONDERRY, NH)		ITEM NO: SEE TABLE	
CANADA: 1-800-361-6975 (QUEBEC) 1-800-387-6487 (ALL OTHER PROVINCES)		CAT. NO: SEE TABLE	
FOR PRODUCT INFO: http://www.burndy.com		DRAWING NO: 10099460	
		REV: D	

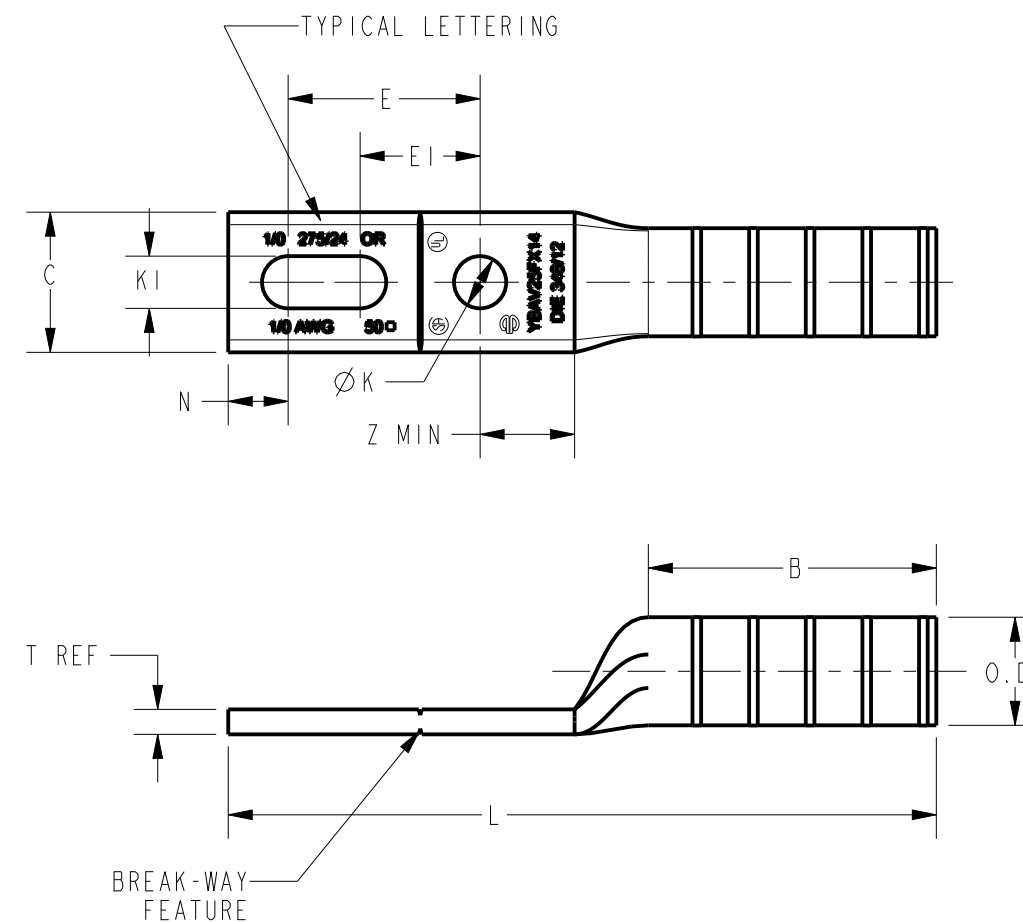
REV: PE0200

CATALOG NUMBER	ITEM NUMBER	COPPER CONDUCTORS ACCOMMODATED		STUD HOLE SIZE	DIMENSIONS										
		FLEX / AWG	METRIC		B	C	E	EI	ØK	KI	L	N	O.D	T REF	Z MIN
YBA29	10084292	250 KCMIL (CLASS A, 19 STR Ø.574 250 KCMIL (CLASS B, 37 STR Ø.575)	---	1/2 [12]	1.62 [41]	.96 [24]	1.75 [44]	1.00 [25]	.56 [14]	.56 [14]	5.21 [132]	.62 [16]	.75 [19]	.16 [4]	.64 [16]
YBA31FX	10098295	250 KCMIL (637/24) FLEX (CLASS I, Ø.682 250 KCMIL (2499/30) FLEX (CLASS K, Ø.682 250 KCMIL (6384/34) FLEX (CLASS M, Ø.713	150MM ² (Ø16.0MM / Ø.630 INCH)	1/2 [12]	2.00 [51]	.96 [24]	1.75 [44]	1.00 [25]	.56 [14]	.56 [14]	5.68 [144]	.62 [16]	.88 [22]	.18 [5]	.64 [16]
YBA32FX	10098296	313.1 KCMIL (775/24) FLEX (Ø.685)	185MM ² (Ø17.8MM / Ø.700 INCH)	1/2 [12]	2.12 [54]	.96 [24]	1.75 [44]	1.00 [25]	.56 [14]	.56 [14]	5.85 [149]	.62 [16]	.95 [24]	.19 [5]	.64 [16]
YBA34FX	10098297	373.7 KCMIL (775/24) FLEX (.750)	240 MM ² (20.3MM/Ø.798 INCH)	1/2 [12]	2.25 [57]	.96 [24]	1.75 [44]	1.00 [25]	.56 [14]	.56 [14]	6.08 [154]	.62 [16]	1.06 [27]	.23 [6]	.64 [16]

REV.	DATE	DESCRIPTION	ECO	BY	C.H.K.
D	11/14/2016 00:00:00 AM	ADDED Y46 TOOL	45339	SM	MB

CONNECTOR SIZE	TOLERANCES								
	B	C	E	EI	K DIA	KI	L	N	O.D.
-6C THRU -25	±.06	±.04	±.02	±.02	±.02	±.02	±.09	±.03	±.01
-26 THRU -34	±.08	+ .04 - .06	±.02	±.02	±.02	±.02	±.12	±.03	±.01
-35 AND UP	±.09	±.06	±.02	±.02	±.02	±.02	±.15	±.06	±.01

INSTALLATION TOOLING (# CRIMPS)								DIELESS (# CRIMPS)	WIRE STRIP LENGTH
CATALOG NO.	DIE INDEX	COLOR CODE	MECHANICAL	HYDRAULIC					
			MD6, MD7 MD7-34R	Y500CTHS PAT60018V PATMD614V	Y35, Y39 Y750, PAT750	Y46 PAT4618V	Y46/Y45		
YBA29	16	YELLOW	W29VT W29RT (4)	W29VT W29RT (4)	U29RT (2)	U29RT (2)	U29RT (2)	HYDRAULIC: Y644MBH, Y644HSXT PAT644XT18V (1)	1-3/4
YBA31FX	17 OR 298	WHITE	W30VT W30RT (4)	W30VT W30RT (4)	U30RT (4)	U30RT (4)	U30RT (4)	HY81KFT, PAT81KFT18V Y4PC834, PAT4PC834 29 SIZES: (2) 31 & 32 SIZES (3) 34 SIZE (4)	2-1/8
YBA32FX	18 OR 324	RED	W31VT W31RT (4)	W31VT W31RT (4)	U31RT (4)	U31RT (4)	U31RT (4)		2-1/4
YBA34FX	19 OR 470	BLUE	W32VT W32RT (4)	W32VT W32RT (4)	U32RT (4)	U32RT (4)	U32RT (4)		2-3/8



NOTES:

- MATERIAL: COPPER TUBING.
- FINISH: TIN PLATED.
- CATALOG # PT6515 ADAPTOR IS REQUIRED TO USE "U" DIES IN Y45 SERIES TOOLS.
- CATALOG # PUADP-1 ADAPTOR IS REQUIRED TO USE "U" DIES IN Y46 SERIES TOOLS.
- DIMENSIONS IN BRACKETS [] ARE IN MILLIMETERS ROUNDED OFF TO THE NEAREST MILLIMETER, UNLESS OTHERWISE NOTED, AND ARE FOR REFERENCE ONLY.
- OVERLAP 2 CRIMPS AS NEEDED WITHIN THE LENGTH BETWEEN THE INK STAMPED CRIMPING AREA.

TO ORDER BURNDY® PRODUCTS CALL
 UNITED STATES:
 1-800-346-4175 (LONDONDERRY, NH)
 CANADA:
 1-800-361-6975 (QUEBEC)
 1-800-387-6487 (ALL OTHER PROVINCES)
 FOR PRODUCT INFO: <http://www.burndy.com>

BREAK-AWAY LUGS (COPPER)	
ITEM NO:	10098292
CAT. NO:	SEE TABLE
DRAWN BY:	A MONTMINY 05/27/2009
CHECKER:	J MICHAUD 06/11/2009
DSN APPVL:	A MONTMINY 06/16/2009
MFG APPVL:	-- --
QA APPVL:	T WATTS 06/16/2009
MKT APPVL:	J SYLVIA 06/16/2009
PROD FAM:	BREAK-AWAY LUGS
PROJECT #:	EPI3902
DOCUMENT TYPE:	Sales
REL LEVEL:	Released



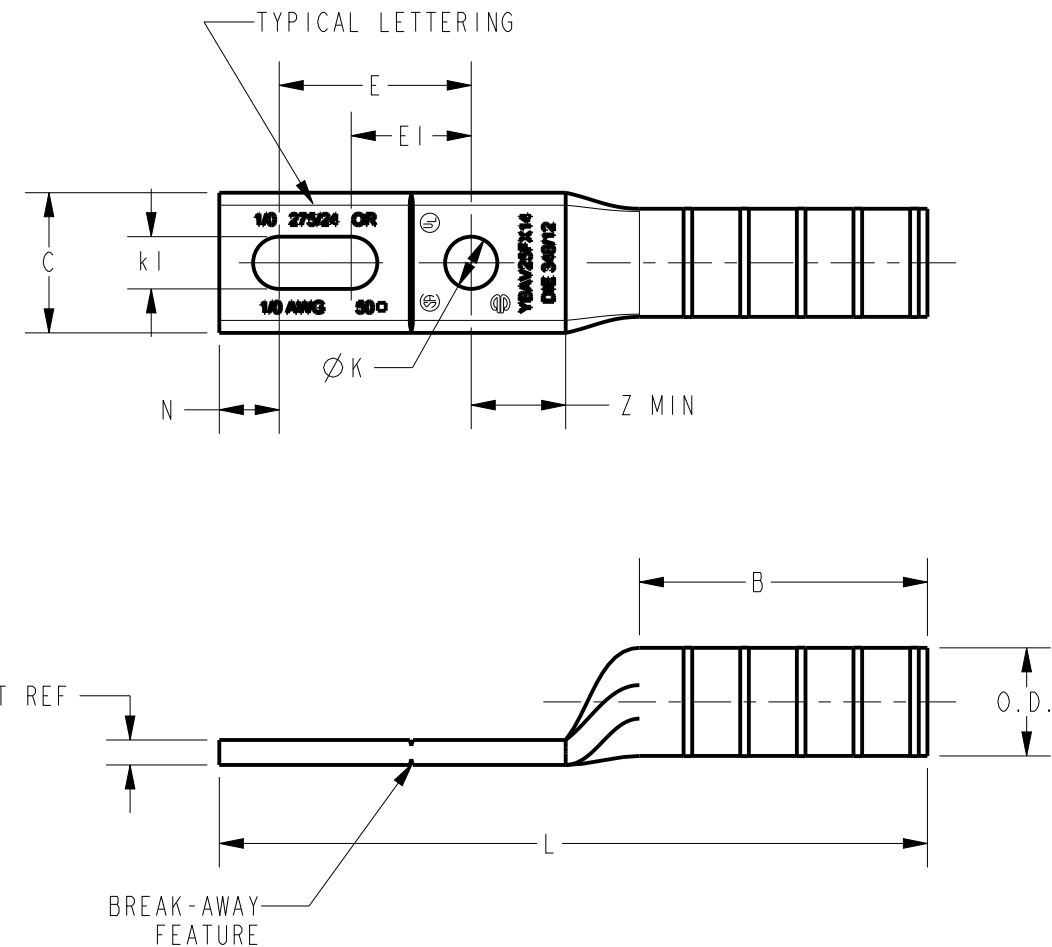
DRAWING NO	REV
10099460	D

CATALOG NUMBER	ITEM NUMBER	COPPER CONDUCTORS ACCOMMODATED		STUD HOLE SIZE	DIMENSIONS										REV.	DATE	DESCRIPTION	ECO	BY	C'H'K.	
		FLEX / AWG	METRIC		B	C	E	EI	ØK	KI	L	N	O.D	T REF	Z MIN	D	11/14/2016 00:00:00 AM	ADDED Y46 TOOL	45339	SM	MB
YBA36FX	10098298	450 KCMIL FLEX 444.4 KCMIL 1100.24	----	1/2 [12]	2.69 [68]	1.47 [37]	1.75 [44]	1.00 [25]	.56 [14]	.56 [14]	6.59 [167]	.62 [16]	1.19 [30]	.27 [7]	.64 [16]						
YBA36FX58	10099315			5/8 [16]						.62 [16]	.62 [16]										
YBA38FX	10084294	500 KCMIL FLEX 535.3 (1325/24) FLEX (Ø .970) INCH)	300MM ² (Ø22.6MM / Ø.891 INCH)	1/2 [12]	2.81 [79]	1.62 [41]	1.75 [44]	1.00 [25]	.56 [14]	.56 [14]	6.76 [72]	.62 [16]	1.25 [32]	.27 [7]	.64 [16]						
YBA39	10084293	750 KCMIL CODE CLASS AA 37 STR (Ø .997) 750 KCMIL CODE CLASS A & B 61 STR (Ø .998)	----	1/2 [12]	2.88 [73]	1.63 [41]	1.75 [44]	1.00 [25]	.56 [14]	.56 [14]	6.87 [174]	.62 [16]	1.30 [33]	.27 [7]	.64 [16]						
YBA44FX	10084295	750 KCMIL FLEX CLASS 1 Ø1.235) 777.7 (1925/24) FLEX (Ø1.120	500MM ² (28.3MM/Ø1.152 INCH)	1/2 [12]	3.00 [76]	1.62 [41]	1.75 [44]	1.00 [25]	.56 [14]	.56 [14]	7.14 [181]	.62 [16]	1.50 [38]	.32 [8]	.64 [16]						
YBA44FX58	10100186			5/8 [16]			2.00 [51]	1.25 [32]	.69 [18]	.69 [18]	7.46 [189]	.66 [17]			.67 [17]						

CONNECTOR SIZE	TOLERANCES									
	B	C	E	EI	K DIA	KI	L	N	O.D.	
-6C THRU -25	±.06	+ .04 - .02	±.02	±.02	±.02	±.02	±.09	±.03	±.01	
-26 THRU -34	±.08	+ .04 - .06	±.02	±.02	±.02	±.02	±.12	±.03	±.01	
-35 AND UP	±.09	±.06	±.02	±.02	±.02	±.02	±.15	±.06	±.01	

INSTALLATION TOOLING (# CRIMPS)

CATALOG NO.	DIE INDEX	COLOR CODE	Y35, Y39 Y750, PAT750			DIELESS (# CRIMPS)	WIRE STRIP LENGTH
			Y46 PAT4618V	Y46/Y45	Y46/Y45		
YBA36FX YBA36FX58	20 OR 299	BROWN	U34RT (4)	U34RT (4)	U34RT (4)	HYDRAULIC: Y644MBH, Y644HSXT PAT644XT18V (1)	2-3/4
YBA38FX	L99	PINK	U38XRT (4)	U38XRT (4)	U38XRT (4)	HYDRAULIC: Y644MBH, Y644HSXT PAT644XT18V (1)	2-7/8
YBA39	24	BLACK	U39RT (4)	U39RT (4)	U39RT (4)	Y81KFT, PAT81KFT18V Y4PC834, PAT4PC83418V (4)	2-5/8
YBA44FX YBA44FX58	L115	YELLOW	U44XRT (4)	U44XRT (4)	U44XRT (4)		3-1/8



NOTES:

- MATERIAL: COPPER TUBING.
- FINISH: TIN PLATED.
- CATALOG # PT6515 ADAPTOR IS REQUIRED TO USE "U" DIES IN Y45 SERIES TOOLS.
- CATALOG # PUADP-1 ADAPTOR IS REQUIRED TO USE "U" DIES IN Y46 SERIES TOOLS.
- DIMENSIONS IN BRACKETS [] ARE IN MILLIMETERS ROUNDED OFF TO THE NEAREST MILLIMETER, UNLESS OTHERWISE NOTED, AND ARE FOR REFERENCE ONLY.
- OVERLAP 2 CRIMPS AS NEEDED WITHIN THE LENGTH BETWEEN THE INK STAMPED CRIMPING AREA.

TO ORDER BURNDY® PRODUCTS CALL		BREAK-AWAY LUGS (COPPER)	
UNITED STATES: 1-800-346-4175 (LONDONDERRY, NH)		ITEM NO: 10098292	
CANADA: 1-800-361-6975 (QUEBEC) 1-800-387-6487 (ALL OTHER PROVINCES)		CAT. NO: SEE TABLE	
FOR PRODUCT INFO: http://www.burndy.com		DRAWN BY: A MONTMINY 05/27/2009	
		CHECKER: J MICHAUD 06/11/2009	
		DSN APPVL: A MONTMINY 06/16/2009	
		MFG APPVL: --	
		QA APPVL: T WATTS 06/16/2009	
		MKT APPVL: J SYLVIA 06/16/2009	
		SCALE: 1:1	
		PROJECT #: EPI3902	
		SIZE: B	
		DRAWING NO: 10099460	
		REV: D	
		SHEET 3 OF 3	