

REV	DATE	DESCRIPTION	ECO	BY	C.H.K.
J	08/22/2013 11:05:00 AM	GROUPING OF 1 TO 19 SHEET	32934	YM	MB

CONNECTOR SIZE	TOLERANCES						
	B	C	E	K DIA.	L	N	O.D.
-10C	±.03	±.04	±.02	±.02	±.06	±.03	±.01
8C - 25	±.06	±.04	±.02	±.02	±.09	±.03	±.01
26 - 34	±.08	±.04	±.02	±.02	±.12	±.03	±.01
35 AND UP	±.09	±.06	±.02	±.02	±.15	±.06	±.01

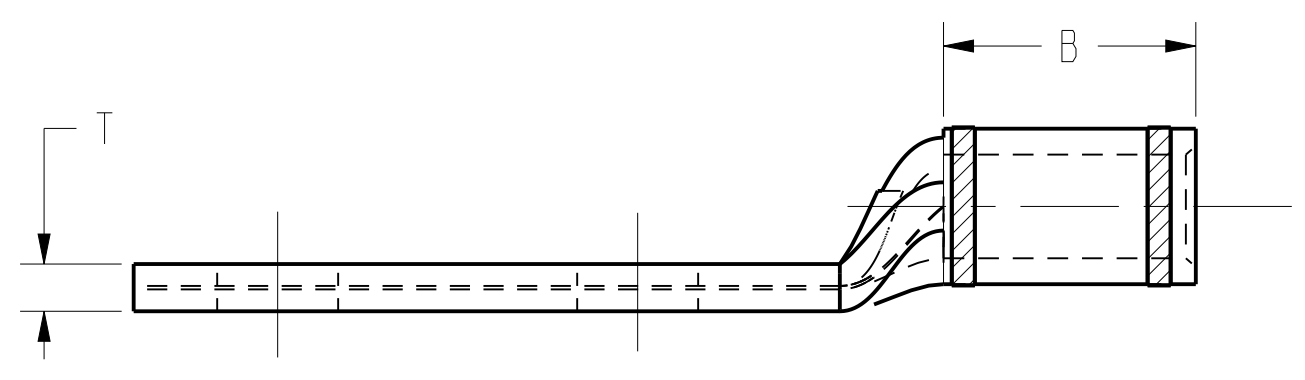
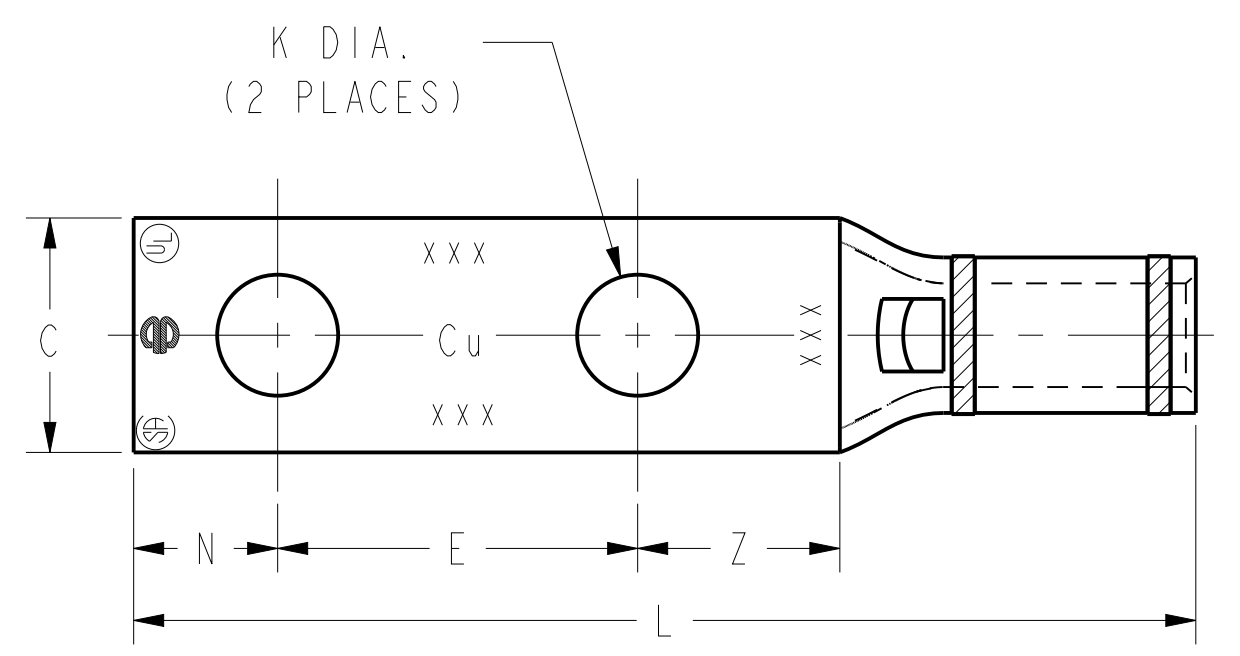


FIG. 1

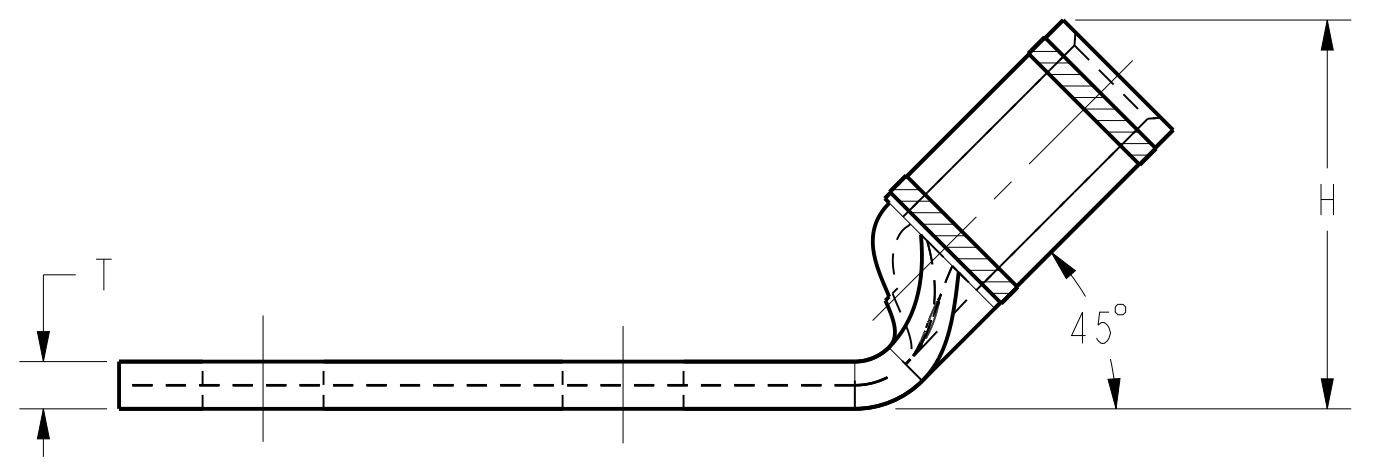
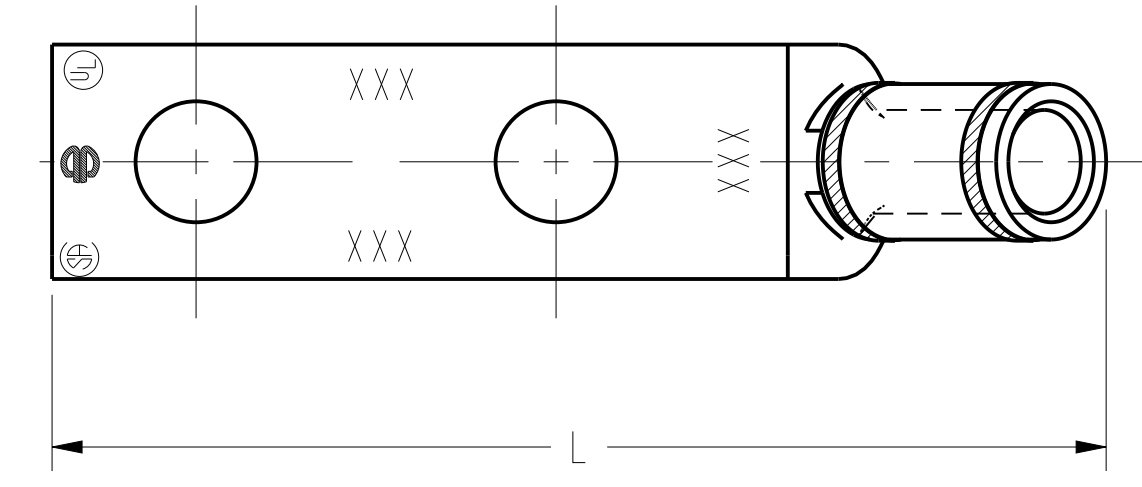


FIG. 2

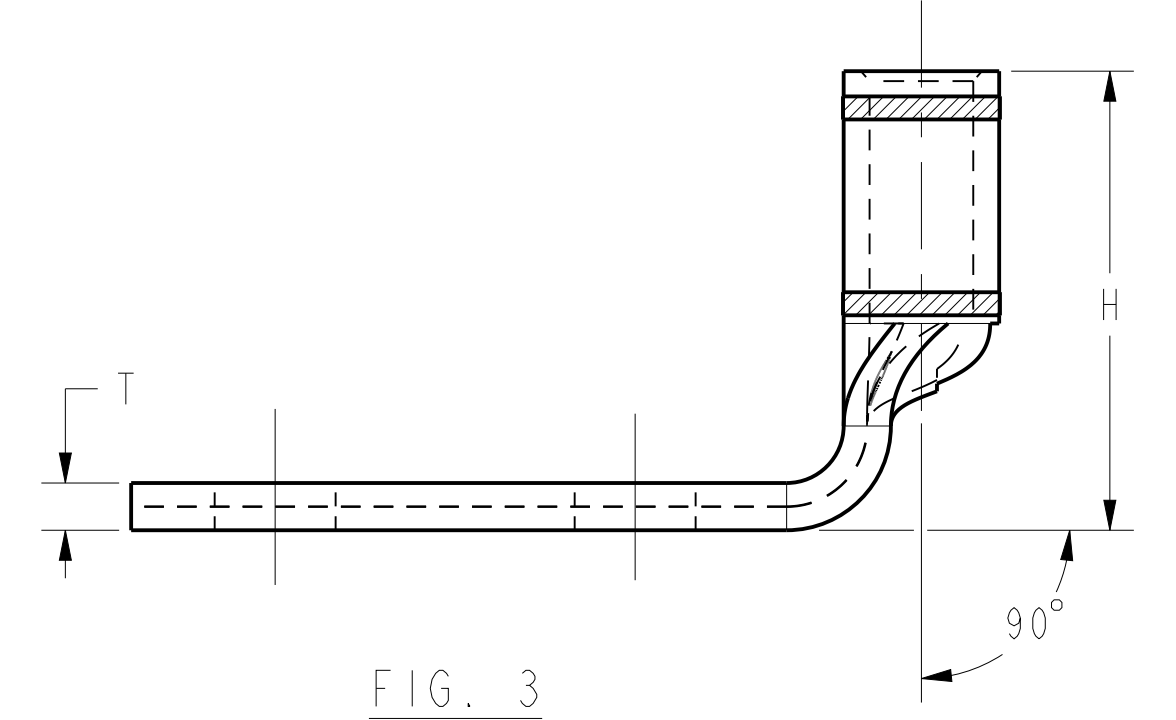
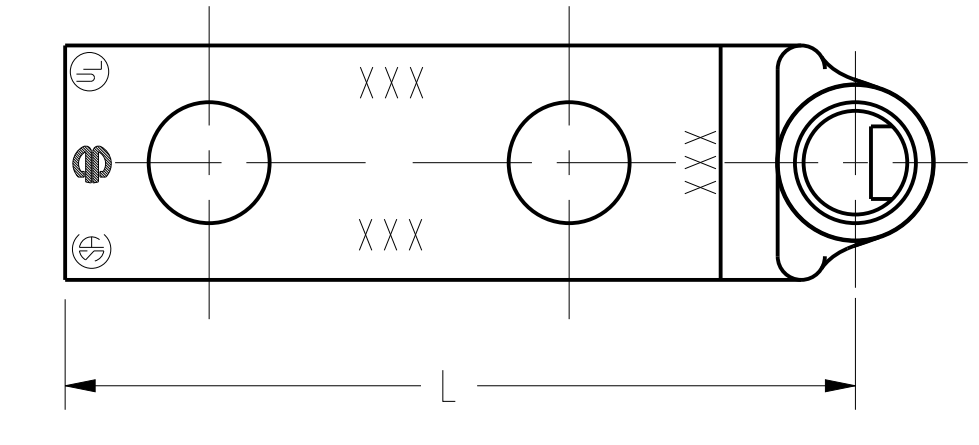


FIG. 3

NOTES:

- MATERIAL : COPPER TUBING.
- FINISH: TIN PLATED.
- CATALOG # PT6515 ADAPTOR IS REQUIRED TO USE "U" DIES IN Y45 SERIES TOOLS.
- CATALOG # PUADP-1 ADAPTOR IS REQUIRED TO USE "U" DIES IN Y46 SERIES TOOLS.
- NAVY CABLE SIZE MAY BE OMITTED ON SOME SIZES BECAUSE OF SPACE LIMITATIONS.
- PERMANENT DIE IN TOOLING.
- DIMENSIONS IN [ ] BRACKETS ARE IN MILLIMETERS, ROUNDED OFF TO THE NEAREST MILLIMETER UNLESS OTHERWISE NOTED. METRIC DIMENSIONS ARE FOR REFERENCE ONLY.
- IF HIGHEST REVISION OF THIS SALES PRINT IS AFFECTED, UPDATE PRINT WSA208758 TO INCLUDE THE NEW REVISION.
- ALL OF THE CATALOG NUMBERS FOR THESE HYLUGS™ CAN BE ORDERED WITH OR WITHOUT SKIVE.  
EXAMPLE: YAV28L-TC14-FX (SKIVE)  
YAG28L-TC14-FX (NO SKIVE)
- THE YA30L-FX SIZES SHOWN ON SE208119 SHEET 11 ARE NOT UL/CSA LISTED USING ANY CLASS OF 4/0 FLEX COPPER CONDUCTOR.

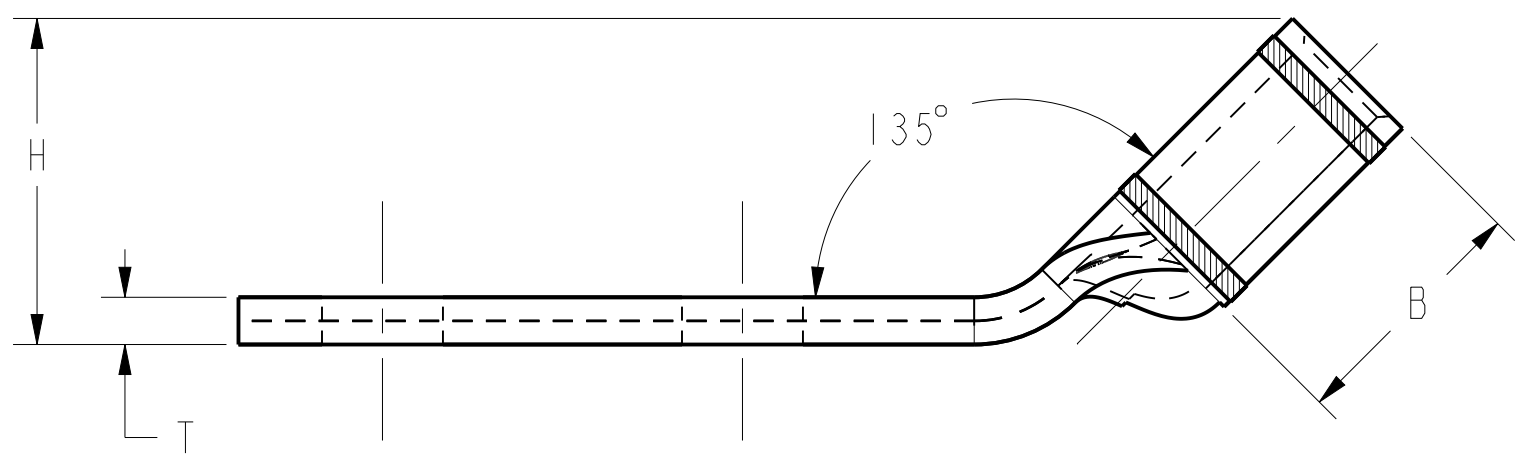
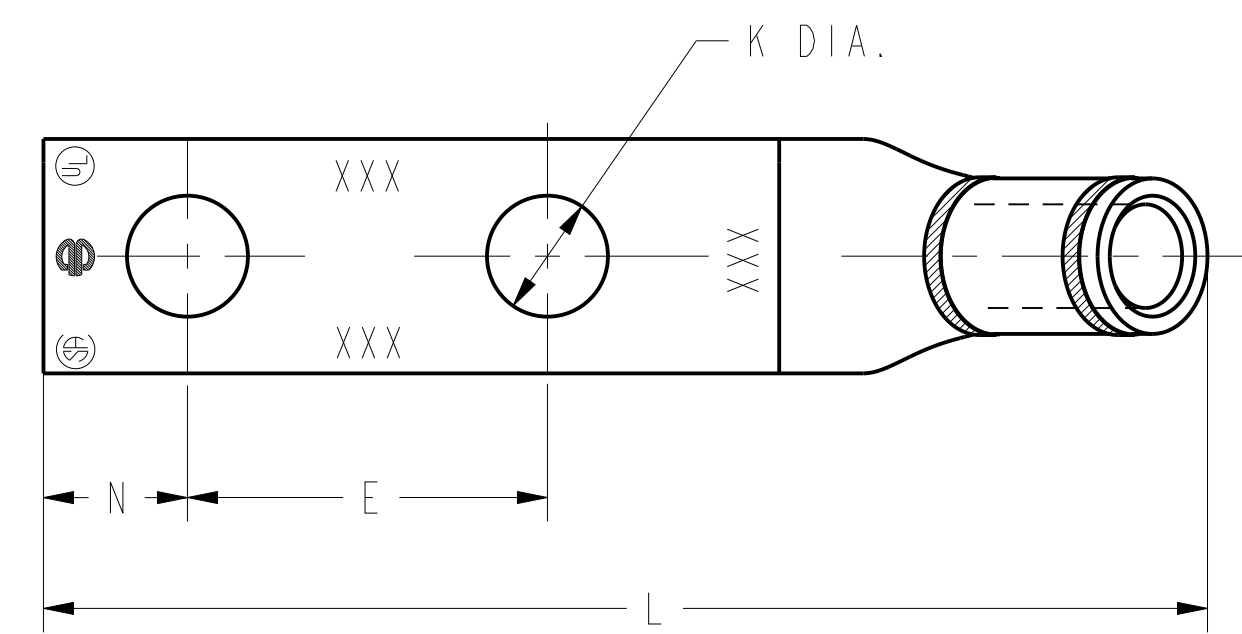


FIG. 4


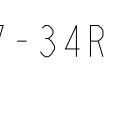
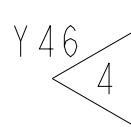
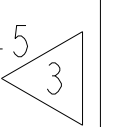
TO ORDER BURNDY® PRODUCTS CALL  
 UNITED STATES  
 1-800-346-4175 (LONDONDERRY, NH)  
 CANADA:  
 1-800-361-6975 (QUEBEC)  
 1-800-387-6487 (ALL OTHER PROVINCES)  
 FOR PRODUCT INFO: <http://www.burndy.com>

HYLUG™		SCALE: NTS	
ITEM NO:	N/A	DRAWING NO	REV
CAT. NO:	YAV-L-2TC-FX, YA-L-2TC-FX	DRAWING NO	REV
DRAWN BY:	D.FILLION 12/04/92	SE208119	J
CHECKER:	K.HENRY 12/10/92	SHEET 1 OF 19	
DSN APPVL:	C.PALAGI 12/14/92		
MFG APPVL:	N/A		
QA APPVL:	A.LLOYD 12/14/92		
MKT APPVL:	T.NELSON 12/14/92		
PROD FAM:	--		
PROJECT #:	--		
DOCUMENT TYPE:	Sales		
REL LEVEL:	Released		



REV: PE0200

REV	DATE	DESCRIPTION	ECO	BY	C.H.K.
J	08/22/2013 11:05:00 AM	GROUPING OF 1 TO 19 SHEET	32934	YM	MB

CATALOG NO.	FIG. NO.	CONDUCTOR			BOLT SIZE	DIMENSIONS									BURNDY INSTALLATION TOOLING (# CRIMPS)												
		FLEX	CODE (AWG)	NAVY 		B	C	E	H	K	L	N	O.D.	T REF.	Z MIN.	DIE INDEX	COLOR CODE	MECHANICAL RATCHET			HYDRAULIC			DIELESS (# CRIMPS)	WIRE STRIP LENGTH		
																		MD7-34R	OUR840	Y8MRB-1 Y2MR 	Y750 Y35 Y39	Y46 	Y45 				
YA8CL2TC10	1	#8 WELD 37/24	#8 AWG	23	#10	.44 [11]			-		1.84 [47]			.27 [7]			49	RED	W8CRT (1) W8CVT (1)	X8CRT (1) W8CVT (1)	(1 CRIMP)	U8CRT (1)	U8CRT (1)	U8CRT (1)	MECHANICAL: MY29-11 (1)	1/2"	
YA8CL2TC1045	2	↑	↑	↑		.41 [10]	.63 [16]	.68 [17]	.21 [5]		1.83 [46]	.25 [6]			↑			↑	↑	↑	↑	↑	↑				
YA8CL2TC1090	3	↑	↑	↑				.80 [20]			1.37 [35]				↑			↑	↑	↑	↑	↑	↑				
YA8CL2TC14	1	↑	↑	↑	1/4	.44 [11]	.63 [16]	.67 [17]	.27 [7]	1.94 [49]	.31 [8]			.08 [2]	.34 [9]												
YA8CL2TC1445	2																										
YA8CL2TC1490	3																										
YA8CL2TC14E1	1	↑	↑	↑	1/4	.44 [11]	1.00 [25]	.67 [17]	.27 [7]	2.33 [59]	.31 [8]			.08 [2]	.34 [9]												
YA8CL2TC14E145	2																										
YA8CL2TC14E190	3																										
YA8CL2TC14E2	1	↑	↑	↑	1/4	.44 [11]	.75 [19]	.67 [17]	.27 [7]	2.08 [53]	.31 [8]			.08 [2]	.34 [9]												
YA8CL2TC14E245	2																										
YA8CL2TC14E290	3																										
YA8CL2TC38	1	↓	↓	↓	3/8	.44 [11]	.58 [15]	.66 [17]	.40 [10]	2.52 [64]	.41 [10]			.06 [2]	.43 [11]												
YA8CL2TC3845	2																										
YA8CL2TC3890	3																									#8 WELD 37/24	#8 AWG

SEE SHEET 1 OF 19 FOR NOTES

TO ORDER BURNDY® PRODUCTS CALL		HYLUG™	
UNITED STATES 1-800-346-4175 (LONDONDERRY, NH)		ITEM NO: N/A	
CANADA: 1-800-361-6975 (QUEBEC) 1-800-387-6487 (ALL OTHER PROVINCES)		CAT. NO: YA8CL-2TC- (TABLE)	
FOR PRODUCT INFO: <a href="http://www.burndy.com">http://www.burndy.com</a>		DRAWN BY: D.FILLION 12/04/92	
		CHECKER: K.HENRY 12/10/92	
		DSN APPVL: C.PALAGI 12/14/92	
		MFG APPVL: N/A --	
		QA APPVL: A.LLOYD 12/14/92	
		MKT APPVL: T.NELSON 12/14/92	
		SCALE: NTS	
		DRAWING NO	
		REV	
		PROJECT #: --	
		SIZE	
		DOCUMENT TYPE: Sales	
		REL LEVEL: Released	
		SE208119	
		SHEET 2 OF 19	
		J	

REV: PEO200



REV	DATE	DESCRIPTION	ECO	BY	CHK.
J	08/22/2013 11:05:00 AM	GROUPING OF 1 TO 19 SHEET	32934	YM	MB

D

C

B

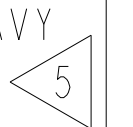
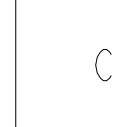


A

D

C

B

A

CATALOG NO.	CONDUCTOR			BOLT SIZE	FIG. NO.	DIMENSIONS									INSTALLATION TOOLING (# CRIMPS)													
	FLEX	CODE (AWG)	NAVY 			B	C	E	H	K	L	N	O.D.	T REF.	Z MIN.	DIE INDEX	COLOR CODE	MECHANICAL			HYDRAULIC				DIELESS (# CRIMPS)	WIRE STRIP LENGTH		
																		MD7-34R	OUR840	Y2MR (2) 	BCT500 Y500CT	Y35, Y39 Y750, BAT35 BAT750, PAT750	Y46 	Y45 				
YAV4CL2NT10FX	#4 WELD 91/24 105/24	#4 AWG	40 & 50	#10	1	.50 [13]			--	.21	1.95 [50]		.25	.38 [10]		.09	.27 [7]	8 OR 346	GRAY	W4CRT X4CRT W4CVT (1)	X4CRT W4CVT (1)	(2 CRIMP)	W4CRT X4CRT W4CVT (1)	U4CRT (1)	U4CRT (1)	U4CRT (1)	MECHANICAL: MY29-11 (1) HYDRAULIC: Y644M (1) BAT644M	9/16"
YAV4CL2NT10FX45				[M5]	2	.41 [10]	.63 [16]	.84 [21]	.21 [5]	1.94 [49]	.25 [6]	.09 [2]	.27 [7]															
YAV4CL2NT10FX90				3	.94 [24]	.21 [5]	1.43 [36]	.25 [6]	.09 [2]	.27 [7]																		
YAV4CL2NT10E1FX				#10	1			--	.21	2.33 [59]		.25																
YAV4CL2NT10E1FX45				[M5]	2	.41 [10]	1.00 [25]	.84 [21]	.21 [5]	2.31 [59]	.25 [6]	.09 [2]	.27 [7]															
YAV4CL2NT10E1FX90				3	.94 [24]	.21 [5]	1.80 [46]	.25 [6]	.09 [2]	.27 [7]																		
YAV4CL2TC14FX				1/4	1			--	.27	2.08 [53]		.31																
YAV4CL2TC14FX45				[M6]	2	.55 [14]	.63 [16]	.84 [21]	.27 [7]	2.06 [52]	.31 [8]	.09 [2]	.34 [9]															
YAV4CL2TC14FX90				3	.94 [24]	.27 [7]	1.55 [39]	.31 [8]	.09 [2]	.34 [9]																		
YAV4CL2TC14E2FX				1/4	1			--	.27	2.20 [56]		.31																
YAV4CL2TC14E2FX45				[M6]	2	.55 [14]	.75 [19]	.84 [21]	.27 [7]	2.19 [56]	.31 [8]	.09 [2]	.34 [9]															
YAV4CL2TC14E2FX90				3	.94 [24]	.27 [7]	1.68 [43]	.31 [8]	.09 [2]	.34 [9]																		
YAV4CL2TC14E1FX				1/4	1			--	.27	2.45 [62]		.31																
YAV4CL2TC14E1FX45				[M6]	2	.55 [14]	1.00 [25]	.84 [21]	.27 [7]	2.44 [62]	.31 [8]	.09 [2]	.34 [9]															
YAV4CL2TC14E1FX90				3	.94 [24]	.27 [7]	1.93 [49]	.31 [8]	.09 [2]	.34 [9]																		
YAV4CL2TC38FX				3/8	1			--	.40	2.68 [68]		.41																
YAV4CL2TC38FX45				[M10]	2	.58 [15]	1.00 [25]	.87 [22]	.40 [10]	2.64 [67]	.41 [10]	.08 [2]	.43 [11]															
YAV4CL2TC38FX90				3	.97 [25]	.40 [10]	2.11 [54]	.41 [10]	.08 [2]	.43 [11]																		
YAV4CL2TC516FX				5/16	1			--	.33	2.52 [64]		.34																
YAV4CL2TC516FX45				[M8]	2	.55 [14]	1.00 [25]	.84 [21]	.33 [8]	2.50 [64]	.34 [9]	.09 [2]	.36 [9]															
YAV4CL2TC516FX90				3	.94 [24]	.33 [8]	1.99 [51]	.34 [9]	.09 [2]	.36 [9]																		
YAV4CL2NTCFX				1/2	1			--	.56	3.87 [98]		.62																
YAV4CL2NTCFX45				[M12]	2	.83 [21]	1.75 [44]	.88 [22]	.56 [14]	3.91 [99]	.62 [16]	.12 [3]	.65 [17]															
YAV4CL2NTCFX90				3	1.04 [26]	.56 [14]	3.32 [84]	.62 [16]	.12 [3]	.65 [17]																		
YAV4CL2TC10FX				#10	1			--	.21	1.95 [50]		.25																
YAV4CL2TC10FX45				[M5]	2	.55 [14]	.63 [16]	.84 [21]	.21 [5]	1.94 [49]	.25 [6]	.09 [2]	.26 [7]															
YAV4CL2TC10FX90				3	.94 [24]	.21 [5]	1.43 [36]	.25 [6]	.09 [2]	.26 [7]																		
YAV4CL2NT14FX	#4 WELD 91/24 105/24	#4 AWG	40 & 50	1/4	1			--	.27	2.08 [53]		.31						8 OR 346	GRAY	W4CRT X4CRT W4CVT (1)	X4CRT W4CVT (1)	(2 CRIMP)	W4CRT X4CRT W4CVT (1)	U4CRT (1)	U4CRT (1)	U4CRT (1)	MECHANICAL: MY29-11 (1) HYDRAULIC: Y644M (1) BAT644M	9/16"
YAV4CL2NT14FX45				[M6]	2	.45 [11]	.63 [44]	.84 [21]	.27 [7]	2.06 [52]	.31 [8]	.09 [2]	.32 [8]															
YAV4CL2NT14FX90				3	.94 [24]	.27 [7]	1.55 [39]	.31 [8]	.09 [2]	.32 [8]																		

SEE SHEET 1 OF 19 FOR NOTES

TO ORDER BURNDY® PRODUCTS CALL		HYLUG™	
UNITED STATES 1-800-346-4175 (LONDONDERRY, NH)		ITEM NO: N/A	
CANADA: 1-800-361-6975 (QUEBEC) 1-800-387-6487 (ALL OTHER PROVINCES)		CAT. NO: YAV4CL-2-TC-FX- (TABLE)	
FOR PRODUCT INFO: <a href="http://www.burndy.com">http://www.burndy.com</a>		DRAWN BY: D.FILLION 12/04/82	
		CHECKER: K.HENRY 12/10/82	
		DSN APPVL: C.PALAGI 12/14/82	
		MFG APPVL: N/A --	
		QA APPVL: A.LLOYD 12/14/82	
		MKT APPVL: --	
		PROD FAM: --	
		DRAWING NO: REV	
		PROJECT #: --	
		SIZE: D	
		DOCUMENT TYPE: Sales	
		REL LEVEL: Released	
		SCALE: NTS	
		SE208119	
		SHEET 4 OF 19	
		J	



REV: PEO200



REV	DATE	DESCRIPTION	ECO	BY	CHK.
J	08/22/2013 11:05:00 AM	GROUPING OF 1 TO 19 SHEET	32934	YM	MB

D	CATALOG NO.	CONDUCTOR			BOLT SIZE	FIG. NO.	DIMENSIONS										INSTALLATION TOOLING (# CRIMPS)								
		FLEX	CODE (AWG)	NAVY 5			B	C	E	H	K	L	N	O.D.	T REF.	Z MIN.	DIE INDEX	COLOR CODE	MECHANICAL		HYDRAULIC			DIELESS (# CRIMPS)	WIRE STRIP LENGTH
																			MD7-34R	OUR840	BCT500 Y500CT PAT600	Y35, BAT35 BAT750, Y39 Y750, PAT750	Y46 4		
	YAVICL2NT14FX	#1 WELD 175/24 225/24	#1 AWG	75	.62 [16]	1	.50 [13] MAX	.63 [16]	--	.27 [7]	2.28 [58]	.31 [8]	.51 [13]	.12 [3]	.34 [9]	11 OR 375	GREEN	WICRT XICRT WICVT (1)	XICRT WICVT (1)	WICRT XICRT WICVT (1)	UICRT-1 (1)	UICRT-1 (1)	UICRT-1 (1)		11/16"
	YAVICL2NT14FX45					2			1.10 [28]		2.28 [58]														
	YAVICL2NT14FX90					3			1.20 [30]		1.64 [42]														
	YAVICL2TC14FX					1	.75 [19]		--	.27 [7]	2.28 [58]	.31 [8]													
	YAVICL2TC14FX45					2			1.10 [28]		2.28 [58]														
	YAVICL2TC14FX90					3			1.20 [30]		1.64 [42]														
	YAVICL2TC14E2FX					1			--	.27 [7]	2.41 [61]	.31 [8]													
	YAVICL2TC14E2FX45					2	.75 [19]		1.10 [28]		2.40 [61]														
	YAVICL2TC14E2FX90					3			1.20 [30]		1.76 [45]														
	YAVICL2TC14E1FX					1			--	.27 [7]	2.65 [67]	.31 [8]													
	YAVICL2TC14E1FX45					2	1.00 [25]		1.10 [28]		2.64 [67]														
	YAVICL2TC14E1FX90					3			1.20 [30]		2.00 [51]														
	YAVICL2TC516FX					1			--	.41 [10]	2.72 [69]	.34 [9]													
	YAVICL2TC516FX45					2	1.00 [25]		1.10 [28]		2.71 [69]														
	YAVICL2TC516FX90					3			1.20 [30]		2.08 [53]														
	YAVICL2TC38FX					1			--	.41 [10]	2.85 [72]	.41 [10]													
	YAVICL2TC38FX45					2	1.00 [25]		1.10 [28]		2.84 [72]														
	YAVICL2TC38FX90					3			1.20 [30]		2.20 [56]														
	YAVICL2TC38E10FX					1			--	.41 [10]	3.10 [79]	.41 [10]													
	YAVICL2TC38E10FX45					2	1.25 [32]		1.10 [28]		3.09 [78]														
	YAVICL2TC38E10FX90					3	.75 [19]		1.20 [30]		2.45 [62]														
	YAVICL2NTCFX					1			--	.56 [14]	4.04 [103]	.62 [16]													
	YAVICL2NTCFX45	#1 WELD 175/24 225/24	#1 AWG	75	.62 [16]	2	.83 [21]	1.75 [44]	1.09 [28]	.56 [14]	4.00 [102]														
	YAVICL2NTCFX90					3			1.18 [30]		3.38 [86]														

SEE SHEET 1 OF 19 FOR NOTES

TO ORDER BURNDY® PRODUCTS CALL		HYLUG™	
UNITED STATES 1-800-346-4175 (LONDONDERRY, NH)		ITEM NO: N/A	
CANADA: 1-800-361-6975 (QUEBEC) 1-800-387-6487 (ALL OTHER PROVINCES)		CAT. NO: YAVICL-2-TC-FX- (TABLE)	
FOR PRODUCT INFO: <a href="http://www.burndy.com">http://www.burndy.com</a>		DRAWN BY: D.FILLION 12/04/92	
		CHECKER: K.HENRY 12/10/92	
		DSN APPVL: C.PALAGI 12/14/92	
		MFG APPVL: N/A --	
		QA APPVL: A.LLOYD 12/24/92	
		MKT APPVL: T.NELSON 12/14/92	
		SCALE: NTS	
		DRAWING NO	
		REV	
		PROJECT #: --	
		SIZE	
		DOCUMENT TYPE: Sales	
		REL LEVEL: Released	
		SE208119	
		J	
		SHEET 6 OF 19	

REV: PEO200



REV	DATE	DESCRIPTION	ECO	BY	CHK.
J	08/22/2013 12:00:00 AM	GROUPING OF 1 TO 19 SHEET	32934	YM	MB

D	CATALOG NO.	CONDUCTOR			BOLT SIZE	FIG. NO.	DIMENSIONS							INSTALLATION TOOLING (# OF CRIMPS)							DIE INDEX	COLOR CODE	WIRE STRIP LENGTH					
		FLEX	CODE (AWG)	NAVY <sup>5</sup>			B	C	E	H	K	L	N	O.D.	T REF.	Z MIN.	MECHANICAL RATCHET		HYDRAULIC					DIELESS (# CRIMPS)				
																	MD7-34R MD6	OUR840	Y500CT PAT600	Y750,Y35 Y39 PAT750					Y46 PAT46 <sup>4</sup>	Y45 <sup>3</sup>		
C	YAV26L2NT14FX	2/0 WELD 325/24	2/0 AWG	125	1/4	1	.81 [21]	.76 [19]	--		2.56 [65]		.63 [16]	.13 [3]	.34 [9]	13	BLACK	W26RT X26RT W26VT (2)	X26RT W26VT (2)	W26RT X26RT W26VT (2)	U26RT UR5184WE (1)	U26RT UR5184WE (1)	U26RT UR5184WE (1)	MECHANICAL: MY29-11 (1)  HYDRAULIC: Y644M (1) PAT644 (1) Y81KFT (1) PAT81KFT (1) Y4PC834 (1) PAT4PC834 (1)	13/16"			
YAV26L2TC14FX	1					.93 [24]	.63 [16]	--	.27 [7]	2.56 [65]	.31 [8]	.34 [9]	13	BLACK	W26RT X26RT W26VT (2)	X26RT W26VT (2)	W26RT X26RT W26VT (2)	U26RT UR5184WE (1)	U26RT UR5184WE (1)	U26RT UR5184WE (1)								
YAV26L2TC14FX45	2						1.38 [35]			2.49 [63]																		
YAV26L2TC14FX90	3						1.49 [38]			1.70 [43]																		
YAV26L2TC14E1FX	1									2.93 [74]	.31 [8]	.34 [9]																
YAV26L2TC14E2FX	1									2.68 [68]																		
YAV26L2TC14E2FX45	2						1.38 [35]			2.61 [66]	.31 [8]	.34 [9]																
YAV26L2TC14E2FX90	3						1.49 [38]			1.83 [46]																		
YAV26L2TC516FX	1								5/16	2.99 [76]																		
YAV26L2TC516FX45	2						1.38 [35]			2.93 [74]	.34 [9]	.36 [9]																
YAV26L2TC516FX90	3		1.49 [38]			2.14 [54]																						
YAV26L2NT38FX	1				3/8	3.23 [82]																						
YAV26L2NT38FX45	2		.63 [16]	1.00 [25]		1.45 [37]	.41 [10]	3.13 [80]	.41 [10]	.43 [11]																		
YAV26L2NT38FX90	3			1.70 [43]			2.26 [57]																					
YAV26L2TC38FX	1					3.12 [79]																						
YAV26L2TC38FX45	2		.93 [24]	1.00 [25]		3.05 [77]	.41 [10]	.43 [11]																				
YAV26L2TC38FX90	3		1.49 [38]			2.26 [58]																						
YAV26L2TC12E1FX	1				1/2	3.37 [86]																						
YAV26L2TC12E1FX45	2		1.00 [25]	1.38 [35]		.53 [13]	3.30 [84]	.53 [13]	.56 [14]																			
YAV26L2TC12E1FX90	3		1.49 [38]				2.51 [64]																					
YAV26L2NTCFX	1					4.31 [109]																						
YAV26L2NTCFX45	2		1.75 [44]	1.38 [35]	.56 [14]	4.24 [108]	.63 [16]	.65 [17]																				
YAV26L2NTCFX90	3		1.49 [38]			3.45 [88]																						
YAV26L2TC38E10FX	1	2/0 WELD 325/24	2/0 AWG	125	3/8	.81 [21]	.93 [24]	1.25 [32]	--	.41 [10]	3.37 [86]	.41 [10]	.63 [16]	.13 [3]	.42 [11]	13	BLACK	W26RT X26RT W26VT (2)	X26RT W26VT (2)	W26RT X26RT W26VT (2)	U26RT UR5184WE (1)	U26RT UR5184WE (1)	U26RT UR5184WE (1)		13/16"			

SEE SHEET 1 OF 19 FOR NOTES

TO ORDER BURNDY® PRODUCTS CALL		HYLUG™	
UNITED STATES 1-800-346-4175 (LONDONDERRY, NH)		ITEM NO: N/A	
CANADA: 1-800-361-6975 (QUEBEC) 1-800-387-6487 (ALL OTHER PROVINCES)		CAT. NO: YAV26L-2-TC-FX	
FOR PRODUCT INFO: <a href="http://www.burndy.com">http://www.burndy.com</a>		DRAWN BY: D.FILLION 12/7/92	
		CHECKER: K.HENRY 12/10/92	
		DSN APPVL: C.PALAGI 12/14/92	
		MFG APPVL: N/A --	
		QA APPVL: A.LLOYD 12/14/92	
		MKT APPVL: T.NELSON 12/14/92	
		SCALE: NTS	
		DRAWING NO	
		REV	
		PROJECT #: --	
		SIZE	
		DOCUMENT TYPE: Sales	
		REL LEVEL: Released	
		SE208119	
		J	
		SHEET 8 OF 19	



REV	DATE	DESCRIPTION	ECO	BY	CHK.
J	08/22/2013 11:05:00 AM	GROUPING OF 1 TO 19 SHEET	32934	YM	MB

D

D

C



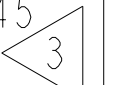
C

B

B

A

A

CATALOG NO.	CONDUCTOR			BOLT SIZE	FIG. NO.	DIMENSIONS									INSTALLATION TOOLING (# OF CRIMPS)																		
	FLEX	CODE (AWG)	NAVY 			B	C	E	H	K	L	N	O.D.	T REF.	Z MIN.	DIE INDEX	COLOR CODE	MECHANICAL			HYDRAULIC		DIELESS (# CRIMPS)	WIRE STRIP LENGTH									
																		MD7-34R	OUR840	BCT500 Y500CT	Y35, Y39, Y750 BAT35, BAT750	Y46 			Y45 								
YAV27L2TC14FX	3/0 WELD 450/24	3/0 AWG	150	1/4	1	1.00 [25]	1.03 [26]	--	--	2.79 [71]	.31 [8]	.70 [18]	.14 [4]	.34 [9]	14	ORANGE	W27RT (2)	X27RT (3)	W27RT (2)	U27RT (1)	U27RT (1)	U27RT (1)	MECHANICAL: MY29-11 (1)  HYDRAULIC: Y644M (1) BAT644M (1)	1"									
YAV27L2TC14FX45					2	.63 [16]	1.59 [40]	.27 [7]	2.67 [67]	.31 [8]										X27RT (3)	W27VT (2)	X27RT (3)											
YAV27L2TC14FX90					3	1.74 [44]	1.74 [44]		1.74 [44]											W27VT (2)		W27VT (2)											
YAV27L2TC14E2FX					1	--	--		2.91 [74]																								
YAV27L2TC14E2FX45					2	.75 [19]	1.59 [40]	.27 [7]	2.80 [71]	.31 [8]																							
YAV27L2TC14E2FX90					3	1.74 [44]	1.74 [44]		1.86 [47]																								
YAV27L2TC516FX					3/0 WELD 450/24	3/0 AWG	150	5/16	1	1.00 [25]	1.03 [26]	--	--	3.22 [82]	.34 [9]	.70 [18]	.14 [4]	.36 [9]	14	ORANGE	W27RT (2)	X27RT (3)		W27RT (2)	U27RT (1)	U27RT (1)	U27RT (1)	MECHANICAL: MY29-11 (1)  HYDRAULIC: Y644M (1) BAT644M (1)	1"				
YAV27L2TC516FX45									2	.63 [16]	1.59 [40]	.27 [7]	2.80 [71]	.34 [9]																			
YAV27L2TC516FX90									3	1.74 [44]	1.74 [44]		2.18 [55]																				
YAV27L2TC38FX									1	--	--		3.35 [85]																				
YAV27L2TC38FX45									2	1.00 [25]	1.59 [40]	.27 [7]	3.23 [82]	.34 [9]																			
YAV27L2TC38FX90									3	1.74 [44]	1.74 [44]		2.30 [58]																				
YAV27L2TC38E16FX									1	--	--	.41 [10]	4.10 [104]	.41 [10]																			
YAV27L2TC38E16FX45									2	1.75 [44]	1.59 [40]	.27 [7]	3.98 [101]	.34 [9]																			
YAV27L2TC38E16FX90									3	1.03 [26]	1.74 [44]		3.05 [77]																				
YAV27L2NT14FX	3/0 WELD 450/24	3/0 AWG	150	1/4					1	.76 [19]	.63 [16]	--	--	2.79 [71]	.31 [8]	.70 [18]	.14 [4]	.34 [9]	14	ORANGE	W27RT (2)	X27RT (3)	W27RT (2)	U27RT (1)	U27RT (1)	U27RT (1)	MECHANICAL: MY29-11 (1)  HYDRAULIC: Y644M (1) BAT644M (1)		1"				
YAV27L2NTCFX									1	1.03 [26]	1.75 [44]	.56 [14]	4.42 [112]	.63 [16]																			
YAV27L2NTCFX45									2	1.74 [44]	1.74 [44]		3.49 [89]																				
YAV27L2NTCFX90									3	--	--		3.97 [101]																				
YAV27L2NTC516FX									1	1.00 [25]	1.03 [26]	.33 [8]	3.86 [98]	.34 [9]																			
YAV27L2NTC516FX45									2	.63 [16]	1.59 [40]	.27 [7]	2.93 [74]	.34 [9]																			
YAV27L2NTC516FX90					3	1.74 [44]	1.74 [44]		2.93 [74]																								

SEE SHEET 1 OF 19 FOR NOTES

TO ORDER BURNDY® PRODUCTS CALL		HYLUG™	
UNITED STATES		ITEM NO: N/A	
1-800-346-4175 (LONDONDERRY, NH)		CAT. NO: YAV27L-2-TC-FX (TABLE)	
CANADA:		DRAWN BY: D.FILLION 12/07/92	
1-800-387-6487 (ALL OTHER PROVINCES)		CHECKER: K.HENRY 12/10/92	
FOR PRODUCT INFO: <a href="http://www.burndy.com">http://www.burndy.com</a>		DSN APPVL: C.PALAGI 12/14/92	
		MFG APPVL: N/A --	
		QA APPVL: A.LLOYD 12/14/92	
		MKT APPVL: -- --	
		SCALE: NTS	
		PROD FAM: --	
		DRAWING NO	
		REV	
		PROJECT #: --	
		SIZE	
		DOCUMENT TYPE: Sales	
		SE208119	
		SHEET 9 OF 19	
		REL LEVEL: Released	



REV: PEO200

REV	DATE	DESCRIPTION	ECO	BY	C.H.K.
J	08/22/2013 11:05:00 AM	GROUPING OF 1 TO 19 SHEET	32934	YM	MB

D	CATALOG NO.	FIG. NO.	CONDUCTOR			BOLT SIZE	DIMENSIONS								INSTALLATION TOOLING (# CRIMPS)															
			FLEX	CODE (AWG)	NAVY 5		B	C	E	H	K	L	N	O.D.	T REF.	Z MIN.	DIE INDEX	COLOR CODE	MECHANICAL RATCHET		HYDRAULIC			DIELESS (# CRIMPS)	WIRE STRIP LENGTH					
																			MD7-34R	OUR840	Y750, Y35 Y39	Y46 4	Y45 3							
	YAV28L2TC14FX	1	4/0 WELD 550/24	4/0 AWG	200	1/4	1.03 [26]	1.14 [29]	.63 [16]	-	.27 [7]	2.86 [73]	.31 [8]	.77 [20]	.15 [4]	.34 [9]	15	PURPLE	W28RT (2) X28RT (3) W28VT (2)	X28RT (3) W28VT (2)	U28RT UR4205WE (1)	U28RT UR4205WE (1)	U28RT UR4205WE (1)	MECHANICAL: MY29-11 (1) HYDRAULIC: Y644M (1)	1-1/16"					
	YAV28L2TC14FX45	2																												
	YAV28L2TC14FX90	3																												
	YAV28L2TC14E2FX	1																												
	YAV28L2TC14E2FX45	2																												
	YAV28L2TC14E2FX90	3																												
	YAV28L2TC516FX	1																												
	YAV28L2TC516FX45	2																												
	YAV28L2TC516FX90	3																												
C	YAV28L2TC38FX	1																												
	YAV28L2TC38FX45	2																												
	YAV28L2TC38FX90	3																												
	YAV28L2NT38FX	1																												
	YAV28L2NT38FX45	2																												
	YAV28L2NT38FX90	3																												
	YAV28L2NTC38FX	1																												
	YAV28L2NTC38FX45	2																												
	YAV28L2NTC38FX90	3																												
	YAV28L2TC12E1FX	1																												
	YAV28L2TC12E1FX45	2																												
	YAV28L2TC12E1FX90	3																												
	YAV28L2TC12FX	1																												
	YAV28L2TC12FX45	2																												
	YAV28L2TC12FX90	3																												
	YAV28L2NTCFX	1																												
	YAV28L2NTCFX45	2																												
	YAV28L2NTCFX90	3																												
	YAV28L2ENTI4FX	1																												
	YAV28L2ENTI4FX45	2																												
	YAV28L2ENTI4FX90	3	4/0 WELD 550/24	4/0 AWG	200	1/4	1.03 [26]	.76 [19]	.63 [16]	1.70 [43] 1.83 [47]	.27 [7]	2.74 [70] 1.78 [45]	.31 [8]	.77 [20]	.15 [4]	.34 [9]	15	PURPLE	W28RT (2) X28RT (3) W28VT (2)	X28RT (3) W28VT (2)	U28RT UR4205WE (1)	U28RT UR4205WE (1)	U28RT UR4205WE (1)	MECHANICAL: MY29-11 (1) HYDRAULIC: Y644M (1)	1-1/16"					

REV: PE0200

SEE SHEET 1 OF 19 FOR NOTES

TO ORDER BURNDY® PRODUCTS CALL		HYLUG™	
UNITED STATES 1-800-346-4175 (LONDONDERRY, NH)		ITEM NO: N/A	CAT. NO: YAV28L-2-TC-FX
CANADA: 1-800-361-6975 (QUEBEC) 1-800-387-6487 (ALL OTHER PROVINCES)		DRAWN BY: D.FILLION 12/07/92	CHECKER: K.HENRY 12/10/92
FOR PRODUCT INFO: <a href="http://www.burndy.com">http://www.burndy.com</a>		DSN APPVL: C.PALAGI 12/14/92	MFG APPVL: N/A --
		QA APPVL: A.LLOYD 12/14/92	MKT APPVL: --
		PROD FAM: --	DRAWING NO: REV
		PROJECT #: --	SIZE: D
		DOCUMENT TYPE: Sales	SE208119
		REL LEVEL: Released	SHEET 10 OF 19



REV	DATE	DESCRIPTION	ECO	BY	C'H'K.
J	08/22/2013 11:05:00 AM	GROUPING OF 1 TO 19 SHEET	32934	YM	MB

D

D

C

C

B

B

A

A


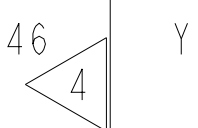
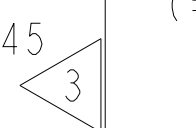
CATALOG NO.	FIG. NO.	CONDUCTOR			BOLT SIZE	DIMENSIONS									BURNDY® INSTALLATION TOOLING (# CRIMPS)									
		FLEX	CODE (AWG)	NAVY		B	C	E	H	K	L	N	O.D.	T REF.	Z MIN.	DIE INDEX	COLOR CODE	MECHANICAL		HYDRAULIC			DIELESS (# CRIMPS)	WIRE STRIP LENGTH
																		MD7-34R	Y500CT PAT600	Y750, Y35 Y39, PAT750	Y46	Y45		
YA30L2TC516FX	1	250 FLEX CLASS G: 259 STR CLASS H: 427 STR  4/0 FLEX CLASS I, 532 STR CLASS K, 2107 STR CLASS M, 5320 STR DLO, 550/24	--	--	5/16	1.03 [26]	1.20 [30]	1.00 [25]	--	.33 [8]	3.32 [84]	.34 [9]	.81 [21]	.16 [4]	.35 [9]	16	YELLOW	W29VT (2)	W29VT (1)	U29RT (1)	U29RT (1)	U29RT (1)	HYDRAULIC: Y644M (1)  BAT644M (1) PAT644M (1) Y81KFT (1) PAT81KFT (1)	1-1/16"
YA30L2TC516FX45	2		1.75 [44]	3.23 [82]																				
YA30L2TC516FX90	3		1.89 [48]	2.25 [57]																				
YA30L2NT38FX	1		3/8	.960 [24]	1.00 [25]	--	3.45 [88]	.41 [10]	.41 [10]	.43 [11]														
YA30L2TC38FX	1			1.20 [30]		--	3.45 [88]																	
YA30L2TC38FX45	2			1.75 [44]		3.36 [85]																		
YA30L2TC38FX90	3		1.89 [48]	2.37 [60]																				
YA30L2TC38E5FX	1		3/8	1.06 [27]	1.00 [25]	--	3.51 [89]	.41 [10]	.41 [10]	.43 [11]														
YA30L2TC38E5FX45	2					1.75 [45]	3.42 [87]																	
YA30L2TC38E5FX90	3					1.89 [48]	2.43 [62]																	
YA30L2TC12FX	1		1/2	1.25 [32]	1.00 [25]	--	3.95 [100]	.53 [13]	.53 [13]	.56 [14]														
YA30L2TC12FX45	2					1.75 [44]	3.86 [98]																	
YA30L2TC12FX90	3	1.89 [48]				2.87 [73]																		
YA30L2NTCFX	1	1/2	1.75 [44]	1.00 [25]	--	4.63 [118]	.56 [14]	.63 [16]	.65 [17]															
YA30L2NTCFX45	2				1.75 [44]	4.55 [116]																		
YA30L2NTCFX90	3				1.89 [48]	3.56 [90]																		
YA30L2NTCFX90	3	250 FLEX CLASS G: 259 STR CLASS H: 427 STR	--	--	1.03 [26]	1.20 [30]	1.00 [25]	--	.33 [8]	3.56 [90]	.34 [9]	.81 [21]	.16 [4]	.35 [9]	16	YELLOW	W29VT (2)	W29VT (1)	U29RT (1)	U29RT (1)	U29RT (1)	1-1/16"		

SEE SHEET 1 OF 19 FOR NOTES

TO ORDER BURNDY® PRODUCTS CALL		HYLUG™	
UNITED STATES 1-800-346-4175 (LONDONDERRY, NH)		ITEM NO: N/A	
CANADA: 1-800-361-6975 (QUEBEC) 1-800-387-6487 (ALL OTHER PROVINCES)		CAT. NO: YA30L-2TC-FX (TABLE)	
FOR PRODUCT INFO: <a href="http://www.burndy.com">http://www.burndy.com</a>		DRAWN BY: D. FILLION 12/07/82	
		CHECKER: K. HENRY 12/10/82	
		DSN APPVL: C. PALAGI 12/14/82	
		MFG APPVL: N/A --	
		QA APPVL: A. LLOYD 12/14/82	
		MKT APPVL: T. NELSON 12/14/82	
		SCALE: NTS	
		DRAWING NO	
		REV	
		PROJECT #: --	
		SIZE	
		D	
		DOCUMENT TYPE: Sales	
		REL LEVEL: Released	
		SE208119	
		J	
		SHEET 11 OF 19	

REV: PEO200

REV	DATE	DESCRIPTION	ECO	BY	C.H.K.
J	08/22/2013 11:05:00 AM	GROUPING OF 1 TO 19 SHEET	32934	YM	MB

D	CATALOG NO.	FIG. NO.	CONDUCTOR			BOLT SIZE	DIMENSIONS									INSTALLATION TOOLING (# CRIMPS)																																																																																																				
			FLEX	CODE (AWG)	NAVY 		B	C	E	H	K	L	N	O.D.	T REF.	Z MIN.	DIE INDEX	COLOR CODE	MECHANICAL		HYDRAULIC			DIELESS (# CRIMPS)	WIRE STRIP LENGTH																																																																																											
																			MD7-34R	BCT500 Y500CT	Y35, Y39 Y750 BAT750, PAT750	Y46 	Y45 																																																																																													
	YA31L2NT38FX	1	250 FLEX 637/24 CLASS, I, K, M	--	--	3/8 [M10]	1.06 [27]	.96 [24]	1.00 [25]	--	.41 [10]	3.51 [89]	.41 [10]	.88 [22]	.18 [4]	.43 [11]	17 OR 298	WHITE	W30VT (2)	W30VT (2)	U30RT (2)	U30RT (2)	U30RT (2)	HYDRAULIC: Y644M (1) BAT644M (1)	1-1/8"																																																																																											
	YA31L2NT38FX45	2					1.29 [33]		1.00 [25]	1.85 [47]		3.43 [87]														1.98 [50]	2.41 [52]	1.29 [33]	1.00 [25]	1.85 [47]	3.43 [87]	1.98 [50]	2.41 [52]	1.29 [33]	1.00 [25]	1.85 [47]	3.43 [87]	1.98 [50]	2.41 [52]	1.29 [33]	1.00 [25]	1.85 [47]	3.43 [87]	1.98 [50]	2.41 [52]	1.29 [33]	1.00 [25]	1.85 [47]	3.43 [87]	1.98 [50]	2.41 [52]																																																																	
	YA31L2NT38FX90	3					1.29 [33]		1.00 [25]	1.85 [47]		3.43 [87]														1.98 [50]	2.41 [52]	1.29 [33]	1.00 [25]	1.85 [47]	3.43 [87]	1.98 [50]	2.41 [52]	1.29 [33]	1.00 [25]	1.85 [47]	3.43 [87]	1.98 [50]	2.41 [52]	1.29 [33]	1.00 [25]	1.85 [47]	3.43 [87]	1.98 [50]	2.41 [52]	1.29 [33]	1.00 [25]	1.85 [47]	3.43 [87]	1.98 [50]	2.41 [52]																																																																	
	YA31L2TC38FX	1					250 FLEX 637/24 CLASS, I, K, M	--	--	3/8 [M10]	1.06 [27]	.96 [24]	1.00 [25]	--	.41 [10]	3.51 [89]										.41 [10]	.88 [22]	.18 [4]	.43 [11]	17 OR 298	WHITE	W30VT (2)	W30VT (2)	U30RT (2)	U30RT (2)	U30RT (2)	HYDRAULIC: Y644M (1) BAT644M (1)	1-1/8"																																																																														
	YA31L2TC38FX45	2									1.29 [33]		1.00 [25]	1.85 [47]		3.43 [87]																							1.98 [50]	2.41 [52]	1.29 [33]	1.00 [25]	1.85 [47]	3.43 [87]	1.98 [50]	2.41 [52]	1.29 [33]	1.00 [25]	1.85 [47]	3.43 [87]	1.98 [50]	2.41 [52]	1.29 [33]	1.00 [25]	1.85 [47]	3.43 [87]	1.98 [50]	2.41 [52]	1.29 [33]	1.00 [25]	1.85 [47]	3.43 [87]	1.98 [50]	2.41 [52]																																																				
	YA31L2TC38FX90	3									1.29 [33]		1.00 [25]	1.85 [47]		3.43 [87]																							1.98 [50]	2.41 [52]	1.29 [33]	1.00 [25]	1.85 [47]	3.43 [87]	1.98 [50]	2.41 [52]	1.29 [33]	1.00 [25]	1.85 [47]	3.43 [87]	1.98 [50]	2.41 [52]	1.29 [33]	1.00 [25]	1.85 [47]	3.43 [87]	1.98 [50]	2.41 [52]	1.29 [33]	1.00 [25]	1.85 [47]	3.43 [87]	1.98 [50]	2.41 [52]																																																				
	YA31L2NT38E16FX	1									250 FLEX 637/24 CLASS, I, K, M	--	--	3/8 [M10]	1.06 [27]	.96 [24]										1.75 [44]	--	.41 [10]	4.26 [108]										.41 [10]	.88 [22]	.18 [4]	.43 [11]	17 OR 298	WHITE	W30VT (2)	W30VT (2)	U30RT (2)	U30RT (2)	U30RT (2)	HYDRAULIC: Y644M (1) BAT644M (1)	1-1/8"																																																																	
	YA31L2NT38E16FX45	2													1.29 [33]											1.75 [44]	1.85 [47]		4.18 [106]																							1.98 [50]	3.16 [80]	1.29 [33]	1.75 [44]	1.85 [47]	4.18 [106]	1.98 [50]	3.16 [80]	1.29 [33]	1.75 [44]	1.85 [47]	4.18 [106]	1.98 [50]	3.16 [80]	1.29 [33]	1.75 [44]	1.85 [47]	4.18 [106]	1.98 [50]	3.16 [80]	1.29 [33]	1.75 [44]	1.85 [47]	4.18 [106]	1.98 [50]	3.16 [80]																																							
	YA31L2NT38E16FX90	3													1.29 [33]											1.75 [44]	1.85 [47]		4.18 [106]																							1.98 [50]	3.16 [80]	1.29 [33]	1.75 [44]	1.85 [47]	4.18 [106]	1.98 [50]	3.16 [80]	1.29 [33]	1.75 [44]	1.85 [47]	4.18 [106]	1.98 [50]	3.16 [80]	1.29 [33]	1.75 [44]	1.85 [47]	4.18 [106]	1.98 [50]	3.16 [80]	1.29 [33]	1.75 [44]	1.85 [47]	4.18 [106]	1.98 [50]	3.16 [80]																																							
	YA31L2NTC38FX	1													250 FLEX 637/24 CLASS, I, K, M	--										--	3/8 [M10]	1.06 [27]	.96 [24]										1.75 [44]	--	.41 [10]	4.26 [108]										.41 [10]	.88 [22]	.18 [4]	.43 [11]	17 OR 298	WHITE	W30VT (2)	W30VT (2)	U30RT (2)	U30RT (2)	U30RT (2)	HYDRAULIC: Y644M (1) BAT644M (1)	1-1/8"																																																				
	YA31L2NTC38FX45	2																										1.29 [33]											1.75 [44]	1.85 [47]		4.18 [106]																							1.98 [50]	3.16 [80]	1.29 [33]	1.75 [44]	1.85 [47]	4.18 [106]	1.98 [50]	3.16 [80]	1.29 [33]	1.75 [44]	1.85 [47]	4.18 [106]	1.98 [50]	3.16 [80]	1.29 [33]	1.75 [44]	1.85 [47]	4.18 [106]	1.98 [50]	3.16 [80]	1.29 [33]	1.75 [44]	1.85 [47]	4.18 [106]	1.98 [50]	3.16 [80]																										
	YA31L2NTC38FX90	3																										1.29 [33]											1.75 [44]	1.85 [47]		4.18 [106]																							1.98 [50]	3.16 [80]	1.29 [33]	1.75 [44]	1.85 [47]	4.18 [106]	1.98 [50]	3.16 [80]	1.29 [33]	1.75 [44]	1.85 [47]	4.18 [106]	1.98 [50]	3.16 [80]	1.29 [33]	1.75 [44]	1.85 [47]	4.18 [106]	1.98 [50]	3.16 [80]	1.29 [33]	1.75 [44]	1.85 [47]	4.18 [106]	1.98 [50]	3.16 [80]																										
	YA31L2TC12FX	1																										250 FLEX 637/24 CLASS, I, K, M	--										--	1/2 [M12]	1.06 [27]	1.25 [32]										--	.53 [13]	4.01 [102]	.53 [13]										.88 [22]	.18 [4]	.56 [14]	17 OR 298	WHITE	W30VT (2)	W30VT (2)	U30RT (2)	U30RT (2)	U30RT (2)	HYDRAULIC: Y644M (1) BAT644M (1)	1-1/8"																																								
	YA31L2TC12FX45	2																																							1.29 [33]											1.25 [32]		1.85 [47]																							3.93 [100]	1.98 [50]	2.91 [74]	1.29 [33]	1.25 [32]	1.85 [47]	3.93 [100]	1.98 [50]	2.91 [74]	1.29 [33]	1.25 [32]	1.85 [47]	3.93 [100]	1.98 [50]	2.91 [74]	1.29 [33]	1.25 [32]	1.85 [47]	3.93 [100]	1.98 [50]	2.91 [74]	1.29 [33]	1.25 [32]	1.85 [47]	3.93 [100]	1.98 [50]	2.91 [74]													
	YA31L2TC12FX90	3																																							1.29 [33]											1.25 [32]		1.85 [47]																							3.93 [100]	1.98 [50]	2.91 [74]	1.29 [33]	1.25 [32]	1.85 [47]	3.93 [100]	1.98 [50]	2.91 [74]	1.29 [33]	1.25 [32]	1.85 [47]	3.93 [100]	1.98 [50]	2.91 [74]	1.29 [33]	1.25 [32]	1.85 [47]	3.93 [100]	1.98 [50]	2.91 [74]	1.29 [33]	1.25 [32]	1.85 [47]	3.93 [100]	1.98 [50]	2.91 [74]													
	YA31L2NTCFX	1																																							250 FLEX 637/24 CLASS, I, K, M	--										--	1/2 [M12]	1.06 [27]	1.75 [44]										--	.56 [14]	4.70 [119]										.63 [16]	.88 [22]	.18 [4]	.65 [17]	17 OR 298	WHITE	W30VT (2)	W30VT (2)	U30RT (2)	U30RT (2)	U30RT (2)	HYDRAULIC: Y644M (1) BAT644M (1)	1-1/8"																											
	YA31L2NTCFX45	2																																																				1.29 [33]											1.75 [44]		1.85 [47]																							4.62 [112]	1.98 [50]	3.60 [91]	1.29 [33]	1.75 [44]	1.85 [47]	4.62 [112]	1.98 [50]	3.60 [91]	1.29 [33]	1.75 [44]	1.85 [47]	4.62 [112]	1.98 [50]	3.60 [91]	1.29 [33]	1.75 [44]	1.85 [47]	4.62 [112]	1.98 [50]	3.60 [91]	1.29 [33]	1.75 [44]	1.85 [47]	4.62 [112]	1.98 [50]	3.60 [91]
	YA31L2NTCFX90	3																																																				1.29 [33]											1.75 [44]		1.85 [47]																							4.62 [112]	1.98 [50]	3.60 [91]	1.29 [33]	1.75 [44]	1.85 [47]	4.62 [112]	1.98 [50]	3.60 [91]	1.29 [33]	1.75 [44]	1.85 [47]	4.62 [112]	1.98 [50]	3.60 [91]	1.29 [33]	1.75 [44]	1.85 [47]	4.62 [112]	1.98 [50]	3.60 [91]	1.29 [33]	1.75 [44]	1.85 [47]	4.62 [112]	1.98 [50]	3.60 [91]

SEE SHEET 1 OF 19 FOR NOTES

TO ORDER BURNDY® PRODUCTS CALL		HYLUG™	
UNITED STATES 1-800-346-4175 (LONDONDERRY, NH)		ITEM NO: N/A	
CANADA: 1-800-361-6975 (QUEBEC) 1-800-387-6487 (ALL OTHER PROVINCES)		CAT. NO: YA31L-2-FX- (TABLE)	
FOR PRODUCT INFO: <a href="http://www.burndy.com">http://www.burndy.com</a>		DRAWN BY: D.FILLION 12/07/92	
		CHECKER: K.HENRY 12/10/92	
		DSN APPVL: C.PALAGI 12/14/92	
		MFG APPVL: N/A --	
		QA APPVL: A.LLOYD 12/14/92	
		MKT APPVL: T.NELSON 12/14/92	
		SCALE: NTS	
		DRAWING NO	
		REV	
		PROJECT #: --	
		SIZE	
		DOCUMENT TYPE: Sales	
		REL LEVEL: Released	
		SE208119	
		J	
		SHEET 12 OF 19	

REV: PEO200

REV	DATE	DESCRIPTION	ECO	BY	C.H.K.
J	08/22/2013 11:05:00 AM	GROUPING OF 1 TO 19 SHEET	32934	YM	MB

D

D

C




C

B

B

A

A

CATALOG NO.	FIG. NO.	CONDUCTOR			BOLT SIZE	DIMENSIONS										BURNDY INSTALLATION TOOLING (# CRIMPS)							
		FLEX	CODE (AWG)	NAVY 		B	C	E	H	K	L	N	O.D.	T REF.	Z MIN.	DIE INDEX	COLOR CODE	MECHANICAL RATCHET	HYDRAULIC			DIELESS (# CRIMPS)	WIRE STRIP LENGTH
																		MD7-34R	Y750 Y35 Y39	Y46 	Y45 		
YA32L2NTCFX	1	313.1 kcmil 775/24 (300 kcmil FLEX)	--	--	1/2	1.19 [30]	1.40 [36]	1.75 [44]	--	.56 [14]	4.88 [124]	.63 [16]	.95 [24]	.19 [5]	.65 [17]	18 OR 324	RED	W31VT (2)	U3IRT (2)	U3IRT (2)	U3IRT (2)	HYDRAULIC: Y644M (1)	1-1/4"
YA32L2NTCFX45	2								2.03 [52]		4.78 [121]												
YA32L2NTCFX90	3								2.19 [56]		3.64 [93]												
YA32L2TC38FX	1	313.1 kcmil 775/24 (300 kcmil FLEX)	--	--	3/8	1.19 [30]	1.40 [36]	1.00 [25]	--	.40 [10]	3.69 [94]	.41 [10]	.95 [24]	.19 [5]	.65 [17]	18 OR 324	RED	W31VT (2)	U3IRT (2)	U3IRT (2)	U3IRT (2)	HYDRAULIC: Y644M (1)	1-1/4"
YA32L2TC38FX45	2								2.03 [52]		3.59 [91]												
YA32L2TC38FX90	3								2.19 [56]		2.45 [62]												

SEE SHEET 1 OF 19 FOR NOTES

TO ORDER BURNDY® PRODUCTS CALL		HYLUG™	
UNITED STATES 1-800-346-4175 (LONDONDERRY, NH)		ITEM NO: N/A	
CANADA: 1-800-361-6975 (QUEBEC) 1-800-387-6487 (ALL OTHER PROVINCES)		CAT. NO: YA32L-2NTC-FX- (TABLE)	
FOR PRODUCT INFO: <a href="http://www.burndy.com">http://www.burndy.com</a>		DRAWN BY: D.FILLION 12/07/92	
		CHECKER: K.HENRY 12/10/92	
		DSN APPVL: C.PALAGI 12/14/92	
		MFG APPVL: N/A --	
		QA APPVL: A.LLOYD 12/14/92	
		MKT APPVL: T.NELSON 12/14/92	
		SCALE: NTS	
		DRAWING NO	
		REV	
		PROJECT #: --	
		SIZE	
		DOCUMENT TYPE: Sales	
		REL LEVEL: Released	
		SE208119	
		J	
		SHEET 13 OF 19	

REV: PE0200

REV	DATE	DESCRIPTION	ECO	BY	C.H.K.
J	08/22/2013 11:05:00 AM	GROUPING OF 1 TO 19 SHEET	32934	YM	MB

D	CATALOG NO.	FIG. NO.	CONDUCTOR			BOLT SIZE	DIMENSIONS									INSTALLATION TOOLING (# CRIMPS)							WIRE STRIP LENGTH		
			FLEX	CODE (AWG)	NAVY 5		B	C	E	H	K	L	N	O.D.	T. REF.	Z. MIN.	DIE INDEX	COLOR CODE	MECHANICAL		HYDRAULIC			DIELESS (# CRIMPS)	
																			MD7-34R	BCT500 Y500CT PAT600	Y750, Y35 Y39, BAT35 BAT750, PAT750	Y46 PAT46 4			Y45 3
	YA34L2TC14FX	1	373.7 kcmil 925/24 (350 kcmil FLEX)	--	--	3/8 [M10]	1.27 [32]	.96 [24]	.62 [16]	--	.27 [7]	3.31 [84]	1.06 [27]	.23 [6]	.32 [8]	19 OR 470	BLUE	W32VT (2)	W32VT (2) W32RT (2)	U32RT (2)	U32RT (2)	U32RT (2)	HYDRAULIC: Y644M (1) BAT644M (1) Y81KFT (2) PAT81KFT (2)	1-5/16"	
	YA34L2TC14FX45	2					2.25 [57]			3.25 [83]		.31 [8]													
	YA34L2TC14FX90	3					2.43 [62]			1.98 [50]															
	YA34L2TC516FX	1				5/16 [M8]	1.55 [39]	1.00 [25]	--	.33 [8]	3.75 [95]	1.06 [27]	.23 [6]	.32 [8]	19 OR 470	BLUE	W32VT (2)	W32VT (2) W32RT (2)	U32RT (2)	U32RT (2)	U32RT (2)	HYDRAULIC: Y644M (1) BAT644M (1) Y81KFT (2) PAT81KFT (2)	1-5/16"		
	YA34L2TC516FX45	2							2.25 [57]		3.69 [94]													.34 [9]	
	YA34L2TC516FX90	3							2.43 [62]		2.42 [61]														
	YA34L2NT38FX	1				3/8 [M10]	.96 [24]	1.00 [25]	--	.41 [10]	3.88 [99]	1.06 [27]	.23 [6]	.32 [8]	19 OR 470	BLUE	W32VT (2)	W32VT (2) W32RT (2)	U32RT (2)	U32RT (2)	U32RT (2)	HYDRAULIC: Y644M (1) BAT644M (1) Y81KFT (2) PAT81KFT (2)	1-5/16"		
	YA34L2NT38FX45	2							2.25 [57]		3.81 [97]													.41 [10]	
	YA34L2NT38FX90	3							2.43 [62]		2.54 [65]														
	YA34L2TC38FX	1				3/8 [M10]	1.55 [39]	1.00 [25]	--	.41 [10]	3.88 [99]	1.06 [27]	.23 [6]	.32 [8]	19 OR 470	BLUE	W32VT (2)	W32VT (2) W32RT (2)	U32RT (2)	U32RT (2)	U32RT (2)	HYDRAULIC: Y644M (1) BAT644M (1) Y81KFT (2) PAT81KFT (2)	1-5/16"		
	YA34L2TC38FX45	2							2.25 [57]		3.81 [97]													.41 [10]	
	YA34L2TC38FX90	3							2.43 [62]		2.54 [65]														
	YA34L2NTC38FX	1				3/8 [M10]	1.55 [39]	1.75 [44]	--	.41 [10]	4.63 [118]	1.06 [27]	.23 [6]	.32 [8]	19 OR 470	BLUE	W32VT (2)	W32VT (2) W32RT (2)	U32RT (2)	U32RT (2)	U32RT (2)	HYDRAULIC: Y644M (1) BAT644M (1) Y81KFT (2) PAT81KFT (2)	1-5/16"		
	YA34L2NTC38FX45	2							2.25 [57]		4.56 [116]													.41 [10]	
	YA34L2NTC38FX90	3							2.43 [62]		3.29 [84]														
	YA34L2TC12FX	1				1/2 [M12]	1.55 [39]	1.25 [32]	--	.53 [13]	4.38 [111]	1.06 [27]	.23 [6]	.32 [8]	19 OR 470	BLUE	W32VT (2)	W32VT (2) W32RT (2)	U32RT (2)	U32RT (2)	U32RT (2)	HYDRAULIC: Y644M (1) BAT644M (1) Y81KFT (2) PAT81KFT (2)	1-5/16"		
	YA34L2TC12FX45	2							2.25 [57]		4.31 [109]													.53 [13]	
	YA34L2TC12FX90	3							2.43 [62]		3.04 [77]														
	YA34L2NTCFX	1	373.7 kcmil 925/24 (350 kcmil FLEX)	--	--	1/2 [M12]	1.55 [39]	1.75 [44]	--	.56 [14]	5.06 [129]	1.06 [27]	.23 [6]	.32 [8]	19 OR 470	BLUE	W32VT (2)	W32VT (2) W32RT (2)	U32RT (2)	U32RT (2)	U32RT (2)	HYDRAULIC: Y644M (1) BAT644M (1) Y81KFT (2) PAT81KFT (2)	1-5/16"		
	YA34L2NTCFX45	2							2.25 [57]		5.00 [127]													.63 [16]	
	YA34L2NTCFX90	3							2.43 [62]		3.73 [95]														

SEE SHEET 1 OF 19 FOR NOTES

TO ORDER BURNDY® PRODUCTS CALL		HYLUG™	
UNITED STATES 1-800-346-4175 (LONDONDERRY, NH)		ITEM NO: N/A	CAT. NO: YA34L-2-TC-FX- (SEE TABLE)
CANADA: 1-800-361-6975 (QUEBEC) 1-800-387-6487 (ALL OTHER PROVINCES)		DRAWN BY: D.FILLION 12/07/92	CHECKER: K.HENRY 12/10/92
FOR PRODUCT INFO: <a href="http://www.burndy.com">http://www.burndy.com</a>		DSN APPVL: C.PALAGI 12/14/92	MFG APPVL: N/A --
		QA APPVL: A.LLOYD 12/14/92	MKT APPVL: T.NELSON 12/14/92
		PROD FAM: --	DRAWING NO: REV
		PROJECT #: --	SIZE: SE208119
		DOCUMENT TYPE: Sales	J
		REL LEVEL: Released	SHEET 14 OF 19

REV: PEO200

REV	DATE	DESCRIPTION	ECO	BY	C.H.K.
J	08/22/2013 11:05:00 AM	GROUPING OF 1 TO 19 SHEET	32934	YM	MB

D

D

C


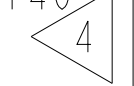
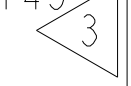
C

B

B

A

A

CATALOG NO.	FIG. NO.	CONDUCTOR			BOLT SIZE	DIMENSIONS									BURNDY INSTALLATION TOOLING (# CRIMPS)								
		FLEX	CODE (AWG)	NAVY 		B	C	E	H	K	L	N	O.D.	T REF.	Z MIN.	DIE INDEX	COLOR CODE	HYDRAULIC			DIELESS (# CRIMPS)	WIRE STRIP LENGTH	
																		Y750 Y35 Y39	Y46 	Y45 			
YA36L2TC38FX	1	444.4 kcmil 1100/24 (450 kcmil FLEX)	--	--	3/8	1.38 [35]	1.74 [44]	1.00 [25]	--	.40 [10]	4.24 [108]	.50 [13]	1.19 [31]	.27 [7]	.53 [13]	20 OR 299	BROWN	U34RT (2)	U34RT (2)	U34RT (2)	HYDRAULIC: Y644M (1)	1-3/8"	
YA36L2TC38FX45	2					2.48 [63]	2.81 [71]		5.24 [133]		20 OR 299							BROWN	U34RT (2)	U34RT (2)			U34RT (2)
YA36L2TC38FX90	3					2.68 [68]	3.81 [97]		5.21 [132]		20 OR 299							BROWN	U34RT (2)	U34RT (2)			U34RT (2)
YA36L2NTCFX	1	444.4 kcmil 1100/24 (450 kcmil FLEX)	--	--	1/2	1.38 [35]	1.74 [44]	1.75 [44]	--	.56 [14]	5.24 [133]	.63 [16]	1.19 [31]	.27 [7]	.65 [17]	20 OR 299	BROWN	U34RT (2)	U34RT (2)	U34RT (2)	HYDRAULIC: Y644M (1)	1-3/8"	
YA36L2NTCFX45	2					2.48 [63]	2.81 [71]		5.21 [132]		20 OR 299							BROWN	U34RT (2)	U34RT (2)			U34RT (2)
YA36L2NTCFX90	3					2.68 [68]	3.81 [97]		3.81 [97]		20 OR 299							BROWN	U34RT (2)	U34RT (2)			U34RT (2)

SEE SHEET 1 OF 19 FOR NOTES

TO ORDER BURNDY® PRODUCTS CALL		HYLUG™	
UNITED STATES 1-800-346-4175 (LONDONDERRY, NH)		ITEM NO: N/A	
CANADA: 1-800-361-6975 (QUEBEC) 1-800-387-6487 (ALL OTHER PROVINCES)		CAT. NO: YA36L-2TC-FX- (SEE TABLE)	
FOR PRODUCT INFO: <a href="http://www.burndy.com">http://www.burndy.com</a>		DRAWN BY: D.FILLION 12/07/92	
		CHECKER: K.HENRY 12/10/92	
		DSN APPVL: C.PALAGI 12/14/92	
		MFG APPVL: N/A --	
		QA APPVL: A.LLOYD 12/14/92	
		MKT APPVL: T.NELSON 12/14/92	
		SCALE: NTS	
		PROJ. #: --	
		SIZE: D	
		DRAWING NO: SE208119	
		REVISION: J	
		SHEET 15 OF 19	

REV: PEO200

REV	DATE	DESCRIPTION	ECO	BY	C'H'K.
J	08/22/2013 11:05:00 AM	GROUPING OF 1 TO 19 SHEET	32934	YM	MB

D

C

B



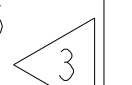
A

D

C

B

A

CATALOG NO.	FIG. NO.	CONDUCTOR			BOLT SIZE	DIMENSIONS									BURNDY INSTALLATION TOOLING (# CRIMPS)							
		FLEX	CODE (AWG)	NAVY 		B	C	E	H	K	L	N	O.D.	T REF.	Z MIN.	DIE INDEX	COLOR CODE	HYDRAULIC			DIELESS (# CRIMPS)	WIRE STRIP LENGTH
																		Y750 Y35 Y39	Y46 	Y45 		
YA38L2TC516FX	1	535.3 kcmil 1325/24 (500 kcmil FLEX)	--	--	5/16	1.45 [37]	1.84 [47]	1.00 [25]	--	.33 [8]	4.04 [103]	.34 [9]	1.25 [32]	.27 [7]	.36 [9]	L99	PINK	U38XRT UR4140WE (2)	U38XRT UR4140WE (2)	U38XRT UR4140WE (2)	HYDRAULIC: Y644M (1)	1-7/16"
YA38L2TC516FX45	2					2.60 [66]		2.80 [71]	4.35 [111]		.53 [13]											
YA38L2TC516FX90	3					2.53 [64]			.50 [13]													
YA38L2NT38FX	1					1.63 [41]	1.00 [25]	.40 [10]		4.30 [109]	.53 [13]											
YA38L2NT38FX45	2								2.80 [71]	4.26 [108]												
YA38L2NT38FX90	3								2.84 [72]													
YA38L2NT38FXG2	1					1.35 [34]	--	4.35 [111]	.53 [13]													
YA38L2TC38FX	1					1.84 [47]	1.00 [25]	.40 [10]		4.30 [109]	.53 [13]											
YA38L2TC38FX45	2									2.80 [71]		4.67 [119]										
YA38L2TC38FX90	3								2.84 [72]													
YA38L2TC12FX	1					1.25 [32]	.53 [13]	.53 [13]	4.61 [117]	.56 [14]												
YA38L2TC12FX45	2								3.16 [80]		5.35 [136]											
YA38L2TC12FX90	3								3.84 [98]													
YA38L2NTCFX	1					1.75 [44]	.56 [14]	.63 [16]	5.30 [134]	.65 [17]												
YA38L2NTCFX45	2								2.60 [66]		1.84 [47]											
YA38L2NTCFX90	3	2.80 [71]																				
YA38L2NNTFX	1	535.3 kcmil 1325/24 (500 kcmil FLEX)	--	--	1/2	1.45 [37]	1.63 [41]	1.75 [44]	--	.56 [14]	5.35 [136]	.63 [16]	1.25 [32]	.27 [7]	.65 [17]	L99	PINK	U38XRT UR4140WE (2)	U38XRT UR4140WE (2)	U38XRT UR4140WE (2)	HYDRAULIC: Y644M (1)	1-7/16"
YA38L2NNTFX45	2					2.60 [66]		2.80 [71]	3.84 [98]													
YA38L2NNTFX90	3					3.84 [98]																

SEE SHEET 1 OF 19 FOR NOTES

TO ORDER BURNDY® PRODUCTS CALL		HYLUG™	
UNITED STATES 1-800-346-4175 (LONDONDERRY, NH)		ITEM NO: N/A	
CANADA: 1-800-361-6975 (QUEBEC) 1-800-387-6487 (ALL OTHER PROVINCES)		CAT. NO: YA38L-2TC-FX- (SEE TABLE)	
FOR PRODUCT INFO: <a href="http://www.burndy.com">http://www.burndy.com</a>		DRAWN BY: D.FILLION 12/08/92	
		CHECKER: K.HENRY 12/10/92	
		DSN APPVL: C.PALAGI 12/14/92	
		MFG APPVL: N/A --	
		QA APPVL: A.LLOYD 12/14/92	
		MKT APPVL: T.NELSON 12/14/92	
		SCALE: NTS	
		PROD. FAM: --	
		DRAWING NO	
		PROJECT #: --	
		SIZE	
		DOCUMENT TYPE: Sales	
		REL LEVEL: Released	
		SE208119	
		SHEET 16 OF 19	
		J	

REV: PEO200





REV	DATE	DESCRIPTION	ECO	BY	CHK.
J	08/22/2013 11:05:00 AM	GROUPING OF 1 TO 19 SHEET	32934	YM	MB

D

D

C


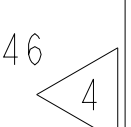

C

B

B

A

A

CATALOG NO.	FIG. NO.	CONDUCTOR			BOLT SIZE	DIMENSIONS									INSTALLATION TOOLING (# CRIMPS)							
		FLEX	CODE (AWG)	NAVY 		B	C	E	H	K	L	N	O.D.	T REF.	Z MIN.	DIE INDEX	COLOR CODE	HYDRAULIC			DIELESS (# CRIMPS)	WIRE STRIP LENGTH
																		Y750 Y35 Y39	Y46 	Y45 		
YA40L2TC38FX	1	646 kcmil 1600/24 (650 kcmil FLEX)	--	--	3/8	1.42 [36]	1.98 [50]	1.00 [25]	--	.41 [10]	4.38 [111]	.50 [13]	1.35 [34]	.30 [8]	.52 [13]	24	BLACK	U39RT (2)	U39RT (2)	U39RT (2)	HYDRAULIC: Y644M (1)	1-5/16"
YA40L2TC38FX45	2					2.71 [69]			5.38 [137]		2.91 [74]											
YA40L2TC38FX90	3					2.89 [73]			5.38 [137]		3.91 [99]											
YA40L2NNTFX	1	646 kcmil 1600/24 (650 kcmil FLEX)	--	--	1/2	1.42 [36]	1.63 [41]	1.75 [44]	--	.56 [14]	5.38 [137]	.63 [16]	1.35 [34]	.30 [8]	.65 [17]	24	BLACK	U39RT (2)	U39RT (2)	U39RT (2)	HYDRAULIC: Y644M (1)	1-5/16"
YA40L2NNTFX45	2								2.71 [69]		5.38 [137]							3.91 [99]				
YA40L2NNTFX90	3								2.89 [73]		5.38 [137]							3.91 [99]				
YA40L2NTCFX	1	646 kcmil 1600/24 (650 kcmil FLEX)	--	--	1/2	1.42 [36]	1.98 [50]	1.75 [44]	--	.56 [14]	5.38 [137]	.63 [16]	1.35 [34]	.30 [8]	.65 [17]	24	BLACK	U39RT (2)	U39RT (2)	U39RT (2)	HYDRAULIC: Y644M (1)	1-5/16"
YA40L2NTCFX45	2								2.71 [69]		5.38 [137]							3.91 [99]				
YA40L2NTCFX90	3								2.89 [73]		5.38 [137]							3.91 [99]				

SEE SHEET 1 OF 19 FOR NOTES

TO ORDER BURNDY® PRODUCTS CALL		HYLUG™	
UNITED STATES 1-800-346-4175 (LONDONDERRY, NH)		ITEM NO: N/A	CAT. NO: YA40L-2-T-FX- (SEE TABLE)
CANADA: 1-800-361-6975 (QUEBEC) 1-800-387-6487 (ALL OTHER PROVINCES)		DRAWN BY: D.FILLION 12/08/92	CHECKER: K.HENRY 12/10/92
FOR PRODUCT INFO: <a href="http://www.burndy.com">http://www.burndy.com</a>		DSN APPVL: C.PALAGI 12/14/92	MFG APPVL: N/A --
		QA APPVL: A.LLOYD 12/14/92	MKT APPVL: T.NELSON 12/14/92
		PROD FAM: --	SCALE: NTS
		PROJECT #: --	SIZE: D
		DOCUMENT TYPE: Sales	DRAWING NO: SE208119
		REL LEVEL: Released	REV: J
			SHEET 18 OF 19



REV: PE0200

REV	DATE	DESCRIPTION	ECO	BY	CHK.
J	08/22/2013 11:05:00 AM	GROUPING OF 1 TO 19 SHEET	32934	YM	MB

D

C

B



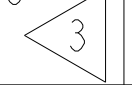
A

D

C

B

A

CATALOG NO.	FIG. NO.	CONDUCTOR			BOLT SIZE	DIMENSIONS										INSTALLATION TOOLING (# CRIMPS)						
		FLEX	CODE (AWG)	NAVY 		B	C	E	H	K	L	N	O.D.	T REF.	Z MIN.	DIE INDEX	COLOR CODE	HYDRAULIC			DIELESS (# CRIMPS)	WIRE STRIP LENGTH
																		Y750 Y35 Y39	Y46 	Y45 		
YA44L2TC38FX	1	777.7 kcmil 1925/24 (750 kcmil/FLEX)	--	--	3/8	1.65 [42]	2.19 [56]	1.00 [25]	3.07 [78]	.40 [10]	4.74 [120]	.50 [13]	1.50 [38]	.33 [8]	.53 [13]	L115	YELLOW	U44XRT UR4141WE (2)	U44XRT UR4141WE (2)	U44XRT UR4141WE (2)	HYDRAULIC: Y644M (1)	1-5/8"
YA44L2TC38FX45	2																					
YA44L2TC38FX90	3																					
YA44L2TC12FX	1																					
YA44L2TC12FX45	2																					
YA44L2TC12FX90	3																					
YA44L2TC12E3FX	1																					
YA44L2TC12E3FX45	2																					
YA44L2TC12E3FX90	3																					
YA44L2NTCFX	1																					
YA44L2NTCFX45	2																					
YA44L2NTCFX90	3																					
YA44L2TC58FX	1																					
YA44L2TC58FX45	2																					
YA44L2TC58FX90	3																					
YA44L2NT38FX	1																					
YA44L2NT38FX45	2																					
YA44L2NT38FX90	3																					
YA44L2NNTFX	1	777.7 kcmil 1925/24 (750 kcmil/flex)	--	--	3/8	1.63 [41]	1.00 [25]	3.07 [78]	.40 [10]	4.74 [120]	.50 [13]	1.50 [38]	.33 [8]	.53 [13]	L115	YELLOW	U44XRT UR4141WE (2)	U44XRT UR4141WE (2)	U44XRT UR4141WE (2)	HYDRAULIC: Y644M (1)	1-5/8"	
YA44L2NNTFX45	2																					
YA44L2NNTFX90	3																					

SEE SHEET 1 OF 19 FOR NOTES

TO ORDER BURNDY® PRODUCTS CALL		HYLUG™	
UNITED STATES 1-800-346-4175 (LONDONDERRY, NH)		ITEM NO: N/A	
CANADA: 1-800-361-6975 (QUEBEC) 1-800-387-6487 (ALL OTHER PROVINCES)		CAT. NO: YA44L-2TC-FX- (SEE TABLE)	
FOR PRODUCT INFO: <a href="http://www.burndy.com">http://www.burndy.com</a>		DRAWN BY: D.FILLION 12/08/92	
		CHECKER: K.HENRY 12/10/92	
		DSN APPVL: C.PALAGI 12/14/92	
		MFG APPVL: N/A --	
		QA APPVL: A.LLOYD 12/14/92	
		MKT APPVL: T.NELSON 12/14/92	
		SCALE: NTS	
		DRAWING NO	
		REV	
		PROJECT #: --	
		SIZE	
		DOCUMENT TYPE: Sales	
		REL LEVEL: Released	
		SE208119	
		J	
		SHEET 19 OF 19	

REV: PEO200