

Special ties with steel locking barb

Integrated mounting hole Ty-Rap cable ties



Characteristics

- Great for use with screws, nuts and bolts for secure fastening to surfaces
- Applications: pre-wiring of cable harnesses before assembly on all types of machines or installations - indoor or outdoor
- The MX series cable ties are UV resistant and recommended for outdoor use.

Technical information

- Material - Moulding: Polyamide 6.6
- Material - Locking barb: 316 grade stainless steel
- Temperature range: -40°C to +85°C (-40°F to +185°F)
- Halogen free, silicone free

Integrated mounting hole cable ties

Std. Cat. N°.	Bulk Cat. N°.	Colour	ANSI UL94 Flame rating	Width W		Length L		Wire bundle dia. from ... to		Mounting hole	Min. tensile strength		Std. pkg. [pcs]	Bulk pkg. [pcs]
				[mm]	[in.]	[mm]	[in.]	[mm]	[in.]		[lb]	[N]		
TY533M	TY33M	Natural	V-2	2.3	0.09	102	4.0	2 - 16	0.08 - 0.63	#4	18	80	100	1,000
TY533MX	TY33MX	UV-resistant black	V-2	2.3	0.09	102	4.0	2 - 16	0.08 - 0.63	#4	18	80	100	1,000
TY534M	TY34M	Natural	V-2	3.5	0.14	152	6.0	2 - 29	0.08 - 1.13	#8	40	180	100	1,000
TY534MX	TY34MX	UV-resistant black	V-2	3.5	0.14	152	6.0	2 - 29	0.08 - 1.13	#8	40	180	100	1,000
TY535M	TY35M	Natural	V-2	4.7	0.18	199	7.8	3.5 - 45	0.14 - 1.75	#10	50	222	100	1,000
TY535MX	TY35MX	UV-resistant black	V-2	4.7	0.18	199	7.8	3.5 - 45	0.14 - 1.75	#10	50	222	100	1,000
TY5354M	TY354M	Natural	V-2	4.7	0.18	371	14.6	3.5 - 102	0.14 - 4.00	#10	50	222	100	1,000
TY5354MX	TY354MX	UV-resistant black	V-2	4.7	0.18	371	14.6	3.5 - 102	0.14 - 4.00	#10	50	222	100	1,000
TY1435M	-	Natural	V-2	4.7	0.19	198	7.8	1.5 - 44	0.06 - 1.75	¼	50	222	-	1,000
TY635M	-	Natural	V-2	4.7	0.19	198	7.8	1.5 - 44	0.06 - 1.75	#6	50	222	-	1,000
TY537M	TY37M	Natural	V-2	7.7	0.30	356	14.0	6 - 89	0.24 - 3.50	¼	120	540	50	500
TY537MX	TY37MX	UV-resistant black	V-2	7.7	0.30	356	14.0	6 - 89	0.24 - 3.50	¼	120	540	50	500
TYF535M	TYF35M	Natural	V-2	4.7	0.19	186	7.3	3.5 - 44	0.14 - 1.75	#6	50	222	100	1,000

Description of Cat. n°. structure: see page C13

Description of materials and properties: see pages C132 to C144

Some approvals may not be applicable to all Cat. n°.s.

Contact your Sales Office for approvals limitations.

Tooling



ERG50

For use with 2.3mm to 4.8mm (80N to 220N) Cable ties. See page C40.




ERG120

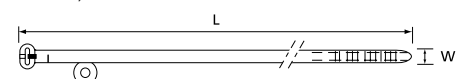
For use with 4.8mm to 7.0mm (220N to 540N) Cable ties. See page C40.

Diagrams

TY...M, TY...MX



TYF35M, TYF535M



Special ties with steel locking barb

Panel mounting cable ties



Characteristics

- Fast pre- or on-site-assembly for a range of panel thickness up to 4.0mm (0.157 po)
- Fastening and clip-mounting in one
- Fast and reliable clip mounting
- Natural colour for interior use and black colour for exterior or interior use
- The MX series cable ties are UV resistant and recommended for outdoor use.

Technical information

- Material - Moulding: Polyamide 6.6
- Material - Locking barb: 316 grade stainless steel
- Temperature range: -40°C to +85°C (-40°F to +185°F)
- Halogen free, silicone free

Panel mounting cable ties

Std. Cat. N°.	Bulk Cat. N°.	Colour	ANSI UL94 Flame rating	Width W		Length L		Wire bundle dia. from ... to		Mounting hole	Min. tensile strength		Std. pkg. [pcs]	Bulk pkg. [pcs]
				[mm]	[in.]	[mm]	[in.]	[mm]	[in.]		[lb]	[N]		
Type à ancre														
TY554M	TY54M	Natural	V-2	3.5	0.14	150	5.91	2 - 29	0.08 - 1.13	3/16	40	180	100	1,000
TY538M	TY38M	Natural	V-2	4.7	0.19	200	7.87	3.5 - 44	0.14 - 1.75	1/4	50	220	100	1,000
TY38MX	-	UV resistant black	V-2	4.7	0.19	200	7.87	3.5 - 44	0.14 - 1.75	1/4	50	220	100	1,000
Type standard														
696-41836	-	Natural	V-2	4.7	0.19	197	7.76	3.5 - 44	0.14 - 1.75	1/4	50	220	100	1,000

Description of Cat. n°. structure: see page C13

Description of materials and properties: see pages C132 to C144

Tooling



ERG50

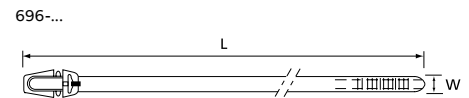
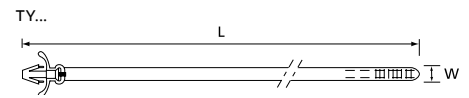
For use with 2.3mm to 4.8mm (80N to 220N) Cable ties. See page C40.



ERG120

For use with 4.8mm to 7.0mm (220N to 540N) Cable ties. See page C40.

Diagrams



Special ties with steel locking barb

Cable ties with identification tag



Characteristics

- Identification ties with incorporated label for durable marking and tying
- Available in both single and multiple configurations
- Identification ties can be installed with standard Ty-Rap tools used for regular ties
- Natural colour for interior use and black colour for exterior or interior use
- All edges are rounded to make installation easier

Technical information

- Material - Moulding: Polyamide 6.6
- Material - Locking barb: 316 grade stainless steel
- Température d'utilisation -40°C to +85°C (-40°F to +185°F)
- Halogen free, silicone free

Cable ties with identification tag

Std. Cat. N°.	Bulk Cat. N°.	Colour	ANSI UL94 Flame rating	Width (W)		Length (L)		Wire bundle dia. from ... to		Military Standard*	Marking Pad Size L x H		Min. tensile strength		Std. pkg. [pcs]	Bulk pkg. [pcs]
				[mm]	[in.]	[mm]	[in.]	[mm]	[in.]		[mm]	[in.]	[lb]	[N]		
TY551M	TY51M	Natural	V-2	2.3	0.09	91	3.60	10 - 16	0.40 - 0.63	•	25.4 x 7.9	1 x 0.31	18	80	100	500
TY551MX	-	UV-resistant black	V-2	2.3	0.09	91	3.60	10 - 16	0.40 - 0.63	•	25.4 x 7.9	1 x 0.31	18	80	100	-
TY5512M	TY512M	Natural	V-2	2.3	0.09	211	8.30	10 - 51	0.40 - 2.01	-	25.4 x 7.9	1 x 0.31	18	80	100	1,000
TY553M	TY53M	Natural	V-2	2.3	0.09	102	4.00	2 - 16	0.08 - 0.63	-	20.6 x 9.3	0.81 x 0.36	18	80	100	500
-	TY53MX	UV-resistant black	V-2	2.3	0.09	102	4.00	2 - 16	0.08 - 0.63	-	20.6 x 9.3	0.81 x 0.36	18	80	-	500
TY5532M	TY532M	Natural	V-2	2.3	0.09	213	8.40	2 - 51	0.08 - 2.01	-	20.6 x 9.3	0.81 x 0.36	18	80	100	1,000
-	TY532MX	UV-resistant black	V-2	2.3	0.09	213	8.40	2 - 51	0.08 - 2.01	-	20.6 x 9.3	0.81 x 0.36	18	80	-	1,000
-	TY153M	Natural	V-2	2.5	0.10	111	4.35	10 - 16	0.40 - 0.63	-	20.1 x 25.4	0.79 x 1	18	80	-	500

* Add "-9" for MS3367 certified items. See page 145 for details
 For other materials and colours contact your Sales Office
 Description of Cat. n°. structure: see page C13
 Description of materials and properties: see pages C132 to C144

Tooling



ERG50

For use with 2.3mm to 4.8mm (80N to 220N) Cable ties. See page C40.

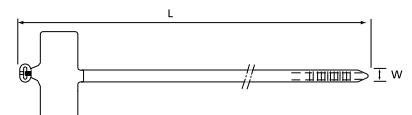


ERG120

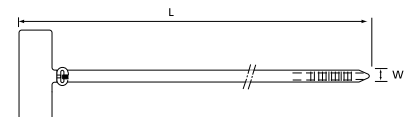
For use with 4.8mm to 7.0mm (220N to 540N) Cable ties. See page C40.

Diagrams

TY551M / TY5512M



TY553M / TY5532M / TY153M



Special ties with steel locking barb

Identification cable ties



Characteristics

- Identification ties with incorporated label for durable marking and tying
- Available in both single and multiple configurations
- Identification ties can be installed with standard Ty-Rap tools used for regular ties
- Natural colour for interior use and black colour for exterior or interior use
- All edges are rounded to make installation easier

Technical information

- Material - Moulding: Polyamide 6.6
- Material - Locking barb: 316 grade stainless steel
- Température d'utilisation -40°C to +85°C (-40°F to +185°F)
- Halogen free, silicone free

Identification cable ties

Std. Cat. N°.	Bulk Cat. N°.	Colour	ANSI UL94 Flame rating	Width (W)		Length (L)		Wire bundle dia. from ... to		Military Standard*	Marking Pad Size L x H		Min. tensile strength		Std. pkg. [pcs]	Bulk pkg. [pcs]
				[mm]	[in.]	[mm]	[in.]	[mm]	[in.]		[mm]	[in.]	[lb]	[N]		
TY546M	TY46M	Natural	V-2	4.8	0.19	184	7.25	9.5 - 44	0.37 - 1.75	•	13.1 x 27.0	0.52 x 1.06	50	222	100	1,000
TY546MX	TY46MX	UV-resistant black	V-2	4.8	0.19	184	7.25	9.5 - 44	0.37 - 1.75	•	13.1 x 27.0	0.52 x 1.06	50	222	100	1,000
TY548M	TY48M	Natural	V-2	4.8	0.19	360	14.2	19 - 102	0.75 - 4.02	•	13.1 x 57.2	0.52 x 2.25	50	222	100	1,000
-	TY48MX	UV-resistant black	V-2	4.8	0.19	360	14.2	19 - 102	0.75 - 4.02	•	13.1 x 57.2	0.52 x 2.25	50	222	-	1,000
TY546MD	TY46MD	Natural	V-2	4.8	0.19	184	7.25	9.5 - 44	0.37 - 1.75	•	29.7 x 27.0	1.17 x 1.06	50	222	50	500
-	TY46MDX	UV-resistant black	V-2	4.8	0.19	184	7.25	9.5 - 44	0.37 - 1.75	•	29.7 x 27.0	1.17 x 1.06	50	222	-	500
TY546MT	TY46MT	Natural	V-2	4.8	0.19	184	7.25	9.5 - 44	0.37 - 1.75	•	46.0 x 27.0	1.81 x 1.06	50	222	100	500
-	TY46MTX	UV-resistant black	V-2	4.8	0.19	184	7.25	9.5 - 44	0.37 - 1.75	•	46.0 x 27.0	1.81 x 1.06	50	222	-	500
TY546MF	TY46MF	Natural	V-2	4.8	0.19	184	7.25	9.5 - 44	0.37 - 1.75	-	63.1 x 27.0	2.48 x 1.06	50	222	50	250

* Add "-9" for MS3367 certified items. See page 145 for details
 For other materials and colours contact your Sales Office
 Description of Cat. n°. structure: see page C13
 Description of materials and properties: see pages C132 to C144

Tooling



ERG50

For use with 2.3mm to 4.8mm (80N to 220N) Cable ties. See page C40.




ERG120


For use with 4.8mm to 7.0mm (220N to 540N) Cable ties. See page C40.

Diagrams

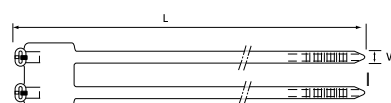
TY548M



TY546M



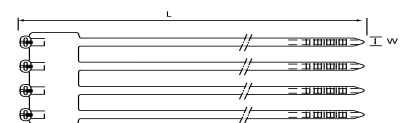
TY546MD



TY546MT



TY546MF



Special ties

Releasable cable ties



Characteristics

- Indoor use only
- For temporary but strong bundling, especially during control box wiring
- May be re-used many times
- Very simple application
- No tooling necessary

Technical information

- Material - Moulding: Polyamide 6.6
- Material - Locking barb: 316 grade stainless steel
- Temperature range: -40°C to +85°C (-40°F to +185°F)
- Colour: Natural
- Plenum rating: AH-2
- Halogen free, silicone free


Releasable cable ties

Cat. n°.	Type	ANSI UL94 Flame rating	Wire bundle dia. from ... to		Length L		Width W		Min. tensile strength		Std. pkg. [pcs]
			[mm]	[in.]	[mm]	[in.]	[mm]	[in.]	[lb]	[N]	
TYR505	2S/21S	V-2	10 - 44	0.39 - 1.73	190	7.48	4.7	0.19	50	222	100
TYR508	2S/21S	V-2	10 - 102	0.39 - 4.02	364	14.33	4.7	0.19	50	222	100

Description of Cat. n°. structure: see page C13

Description of materials and properties: see pages C132 to C144

Diagram



Special ties with steel locking barb

Integrated peg / nail cable ties



Characteristics

- Outdoor or indoor use
- TY545MX, with integrated nail for mounting onto wood or similar materials
- TY544MX, with integrated peg for mounting onto porous concrete or similar materials (masonry)
- Very simple application

Technical information

- Material - Moulding: Polyamide 6.6
- Material - Locking barb: 316 grade stainless steel
- Temperature range: -40°C to +85°C (-40°F to +185°F)
- Colour: Black
- Plenum rating: AH-2
- Halogen free, silicone free



UV-resistant

Integrated peg / nail cable ties

Cat. n°.	Type	ANSI UL94 Flame rating	Max. Wire Bundle Dia.		Dia. of mounting hole		Length L		Width W		Pullout force	Min. tensile strength			Mounting hole depth (min)		Std. pkg. [pcs]
			[mm]	[in.]	[mm]	[in.]	[mm]	[in.]	[mm]	[in.]		[lb]	[lb]	[N]	[mm]	[in.]	
TY544MX	2S/21S	V-2	3.5 - 4.5	0.14 - 1.77	6.4	0.25	200	7.87	4.6	0.18	25	50	220	25	0.98	50	
TY545MX	2S/21S	V-2	4.7 - 38.1	0.19 - 1.5	-	-	200	7.87	4.7	0.19	25	50	220	-	-	50	

Description of Cat. n°. structure: see page C13

Description of materials and properties: see pages C132 to C144

Tooling



ERG50

For use with 2.3mm to 4.8mm (80N to 220N) Cable ties. See page C40.

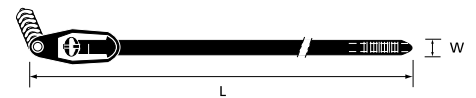


ERG120

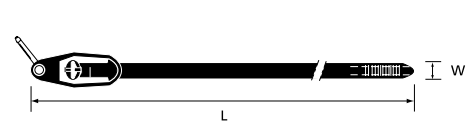
For use with 4.8mm to 7.0mm (220N to 540N) Cable ties. See page C40.

Diagrams

TY544MX



TY545MX



Special ties

Blind mounting cable ties



Characteristics

- Indoor use only
- Suitable for hard-to-reach areas
- Fast hidden mounting on walls and vehicle chassis
- Ideal for mounting on vehicle chassis. Can still be released before final tensioning
- In the locked state, the locking head neatly covers the mounting hole

Technical information

- Material - Moulding: polyamide 6.6
- Temperature range: -40°C to +85°C (-40°F to +185°F)
- Colour: Black
- Halogen free, silicone free

Blind mounting cable ties

Std. Cat. N°.	Bulk Cat. N°.	ANSI UL94 Flame rating	Wire bundle dia. from ... to		Diameter of mounting hole		Length L		Width W		Min. tensile strength		Std. pkg. [pcs]	Bulk pkg. [pcs]
			[mm]	[in.]	[mm]	[in.]	[mm]	[in.]	[mm]	[in.]	[lb]	[N]		
TY541M	TY41M	V-2	5 - 60	0.20 - 2.36	8.1 - 17.3	0.32 - 0.68	244	9.61	5.7	0.22	65	289	50	500
650-41600	-	V-2	5 - 64	0.20 - 2.50	8.1 - 17.3	0.32 - 0.68	260	10.25	5.7	0.22	65	289	500	-
696-41848	-	V-2	5 - 76	0.20 - 3.00	8.1 - 17.3	0.32 - 0.68	318	12.00	5.7	0.22	65	289	500	-

Description of Cat. n°. structure: see page C13

Description of materials and properties: see pages C132 to C144

Tooling



ERG120

For use with 4.8mm to 7.0mm (220N to 540N) Cable ties.
See page C40.

Diagram

