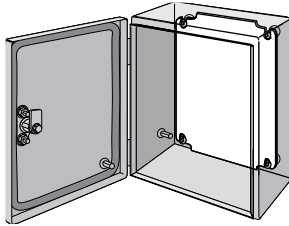


PANEL



Panels are 12 gauge steel with a white polyester powder paint or conductive finish. Ground hole is labeled. Sized for M6 fastener.

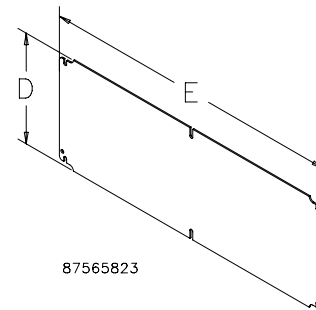
BULLETIN: A53, A54P

LANDSCAPE PANELS

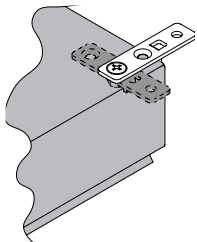
Panels are 12 gauge steel with a white polyester powder paint or conductive finish. They include a labeled ground hole sized for an M6 screw. Panels mount on studs provided in the enclosure or to optional DIN mounting brackets.

BULLETIN: A54P

| Catalog Number | Conductive Panel | Material | Panel Size D x E (mm) | Panel Size D x E (in.) |
|----------------|------------------|--------------------------|-----------------------|------------------------|
| LP2331 | LP2331G | Painted/Conductive Steel | 211 x 291 | 8.31 x 11.46 |
| LP2346 | LP2346G | Painted/Conductive Steel | 211 x 441 | 8.31 x 17.36 |
| LP2360 | LP2360G | Painted/Conductive Steel | 211 x 581 | 8.31 x 22.87 |
| LP2377 | LP2377G | Painted/Conductive Steel | 211 x 751 | 8.31 x 29.57 |
| LP2393 | LP2393G | Painted/Conductive Steel | 211 x 906 | 8.31 x 35.67 |



MOUNTING BRACKET KIT, PLATED AND 316



Kit is field-installable on all solid-back-body enclosures. Hardware included. Four brackets per kit.

BULLETIN: A54SY, A54Y

| Catalog Number | Description |
|----------------|--|
| LMFK | Plated steel mounting-bracket kit |
| LMFKSS | Type 316L stainless steel mounting-bracket kit |

Use of LMFKSS recommended to maintain Type 4X rating.

LOCK INSERTS



Lock Inserts can replace the standard slotted quarter-turn latch. Key included.

BULLETIN: A54SY, A54Y

| Catalog Number | Description |
|----------------|--|
| LLKSM7 | Square 7 mm, Chrome Finish |
| LLKSM7SS | Square 7 mm, Type 316L Stainless Steel |
| LLKDB | Daimler Benz, Chrome Finish |
| LLKDBM3 | Double bit 3 mm, Chrome Finish |
| LLKSS | Slotted screw, Chrome Finish |

WING KNOB LATCH



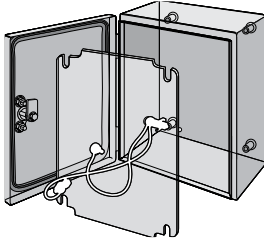
Wing Knob Latch can replace the standard slotted, quarter-turn latch on all hinged-cover and window-cover enclosures. Latch is black die-cast zinc. Includes two keys and installation instructions.

BULLETIN: A54Y

| Catalog Number | Product Weight |
|----------------|----------------|
| LLKWK | 0.2 lb. |

Reduces UL Type rating from 4 or 4X to 12.

GROUNDING KIT

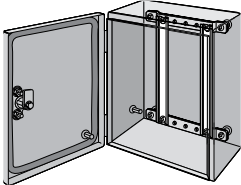


Grounding Kit provides means to attach a grounding conductor to the enclosure. Kit includes two insulated copper wires with a ring terminal at each end, all installation hardware and instructions.

BULLETIN: A54Y

| Catalog Number | Product Weight |
|----------------|----------------|
| LLGK | 0.2 lb. |

DIN3 TYPE RAILS

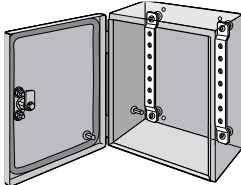


Rails furnish mounting surfaces for DIN3 mount snap-on devices. Rails attach vertically or horizontally to mounting brackets. Kit includes 4 rails and installation instructions. DIN3 Rail Mounting Brackets are required in order to mount rails.

BULLETIN: A54Y

| Catalog Number | Fits INLINE Enclosure | L (mm) | L (in.) | Pkg. Qty. |
|----------------|-----------------------|--------|---------|-----------|
| LDR3P15 | when A or B = 150 mm | 125 | 4.92 | 4 |
| LDR3P20 | when A or B = 200 mm | 175 | 6.89 | 4 |
| LDR3P25 | when A or B = 250 mm | 225 | 8.86 | 4 |
| LDR3P30 | when A or B = 300 mm | 275 | 10.83 | 4 |
| LDR3P31 | when A or B = 310 mm | 285 | 11.22 | 4 |
| LDR3P35 | when A or B = 350 mm | 325 | 12.80 | 4 |
| LDR3P40 | when A or B = 400 mm | 375 | 14.76 | 4 |
| LDR3P46 | when A or B = 460 mm | 435 | 17.13 | 4 |
| LDR3P60 | when A or B = 600 mm | 575 | 22.64 | 4 |
| LDR3P77 | when A or B = 770 mm | 745 | 29.33 | 4 |
| LDR3P93 | when A or B = 925 mm | 900 | 36.43 | 4 |

DIN RAIL OR PANEL-MOUNTING BRACKETS



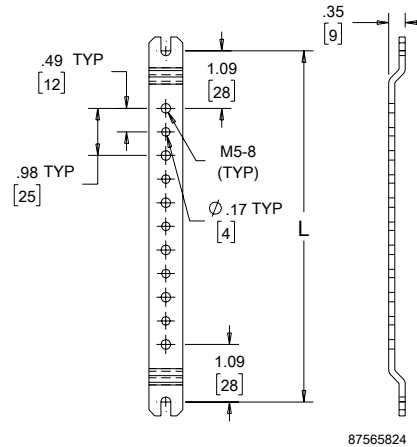
Use as a mounting framework to install DIN rails or a panel. Bracket is offset for additional space in front of or behind mounted equipment. Plated 12 gauge steel. Mounting hardware included. Brackets are required for DIN3 type rails.

BULLETIN: A54Y

| Catalog Number | No. of Holes | L in./mm | Fits INLINE Enclosure |
|----------------|--------------|--------------|-----------------------|
| LMK15 | 5 | 4.09 104 | when A or B = 150 mm |
| LMK20 | 9 | 6.06 154 | when A or B = 200 mm |
| LMK23 | 11 | 7.24 184 | when A or B = 230 mm |
| LMK25 | 13 | 8.03 204 | when A or B = 250 mm |
| LMK30 | 17 | 10.00 254 | when A or B = 300 mm |

| Catalog Number | No. of Holes | L in./mm | Fits INLINE Enclosure |
|----------------|--------------|--------------|-----------------------|
| LMK35 | 21 | 11.97 304 | when A or B = 350 mm |

600-mm and longer enclosures require two sets of brackets for mounting panels.



87565824