

SEQUESTR, EXTERNAL DISCONNECT, TYPE 12



INDUSTRY STANDARDS

UL 508A Listed 508; Type 12; File Number E61997
cUL Listed per CSA C22.2 No. 94; Type 3R, 12; File No. E61997

NEMA/EMAC Type 12
CSA File Number 42186; Type 12
VDE IP55
IEC 60529, IP55

APPLICATION

The ProLine G2 Sequestr External Disconnect helps mitigate arc flash occurrences when working on interior components by isolating incoming power from the main enclosure. The disconnect switch and fuse block/circuit breaker are mounted in the external enclosure, with terminal connections to bring power to the main enclosure. The ProLine G2 version of Sequestr functions in an analogous sense to HOFFMAN's namesake Sequestr product, but is designed and manufactured on a full-height ProLine G2 frame to seamlessly integrate.

FEATURES

- Hinged mullion with standard cutout (for flange-mount disconnects), located on the left-hand side of Sequestr unit
- Solution comes standard with interlocking components to pass into adjacent enclosure to the immediate left (enclosure sold separately) for designation of primary door
- Door on right-hand side of Sequestr unit is considered a secondary door: interlocking components included
- Sequestr Barrier Panel required to integrate with adjacent enclosure (sold separately)

SPECIFICATIONS

Frame

- 12-gauge (2.5mm) roll formed steel frame, fully welded corners, hybrid profile
- Accommodate the 25-mm DIN standard and include rectangular and round holes
- Standardized on 400mm (15.7-in.) solution width

Disconnect Doors

- Includes a hinged mullion with a standard cutout which accommodates a wide variety of flange-mount disconnect devices
- Mullion is opened via two quarter-turn cams
- Mullion is positioned to the left of the solution's door; mullion hinged left, door hinged right
- A low-profile flush swing handle with key lock (other options available) operates an internal 3-point latch system on the door

Mechanical Interlock

- Interlock components supplied to control primary door of adjacent enclosure to the left (enclosure sold separately), along with secondary door of Sequestr solution
- Interlock must be defeated to unlock door(s); the primary door must be in the open position to open any secondary door in the system.
- The Sequestr door must be in the open position to open the mullion

Gasket

- Seamless polyurethane gasket provides a water-tight, dust-tight seal against moisture and contaminants
- UL component recognized, CSA compliant
- Sealed mounting for all external accessories

Mounting Subpanel

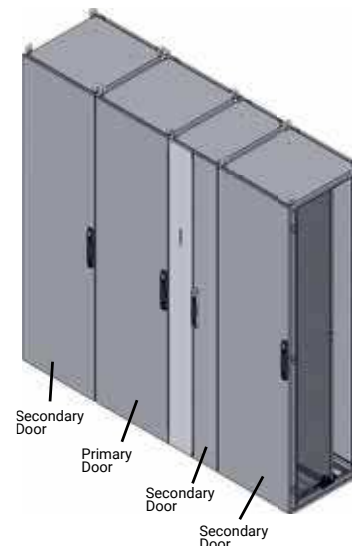
- Includes EZ-Load Mounting Blocks, which accommodate five loading options: vertical front, vertical side, vertical rear, horizontal front (frame over subpanel), horizontal rear (subpanel lowered into frame)
- 4 sets of EZ-Load Glide Blocks are included for a depth adjustable yet well secured subpanel
- Galvanized full subpanel default

System

- Should be bayed to a ProLine G2 Industrial Package, or similar configuration, however a Sequestr Barrier Panel (not included) must be used to maintain disconnect integrity
- The disconnect mullion and door include 140-degree hinges, and are gasketed to maintain enclosure integrity
- Disconnect provision will accept the following types of flange-mounted disconnect devices:
 - Allen-Bradley 1494U disconnect systems with cable driven or fixed rod operating mechanisms. Large handle for 400 amp systems and higher require large handle cut-out and cable driven mechanism which is available as a custom.
 - ABB Controls (Disconnect switches up to 200 amp and operators for ABB circuit breakers up to 800 amp)
 - Eaton Cutler-Hammer (Variable-depth disconnect switches up to 200 amp, operators for circuit breakers up to 600 amp, and FLEX SHAFT® handle mechanisms for circuit breakers)
 - General Electric (Type TDA variable-depth mechanisms for disconnect switches up to 200 amp, and operator mechanisms or SPECTRA FLEX® cable operator for circuit breakers up to 600 amp)
 - Siemens ITE (MAX-FLEX flange-mounted, variable depth operating handle for disconnect switches and circuit breakers as well as some fixed depth operators for disconnect switches)
 - Schneider Square D (Class 9422 disconnect switches up to 200 amp with variable-depth or cable mechanisms for 30, 60 or 100 amp, and circuit breakers with variable-depth operators or cable mechanisms up to 400 amp)

FINISH

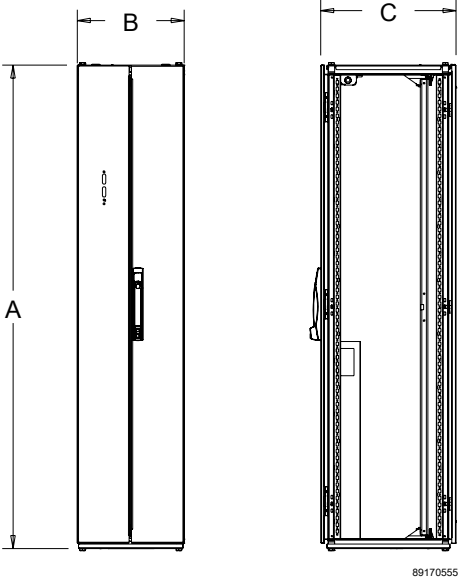
- Frames, Door and Mullion, Top, Covers – polyester powder paint; RAL 7035 textured light gray standard
- Mounting Subpanel – galvanized steel
- Gland Plate – galvanized steel glands



BULLETIN: P41

Standard Product

Catalog Number	AxBxC mm	AxBxC in.	H (mm)	H (in.)	D (mm)	D(in.)	Max. Subpanel HxW (mm)	Max. Subpanel HxW (in.)
P2KXD1845	1802 x 408 x 505	70.94 x 16.05 x 19.88	1800	70.9	500	19.7	1706x328	67.2x12.9
P2KXD1846	1802 x 408 x 605	70.94 x 16.05 x 23.82	1800	70.9	600	23.6	1706x328	67.2x12.9
P2KXD2045	2002 x 408 x 505	78.82 x 16.05 x 19.88	2000	78.7	500	19.7	1906x328	75x12.9
P2KXD2046	2002 x 408 x 605	78.82 x 16.05 x 23.82	2000	78.7	600	23.6	1906x328	75x12.9
P2KXD2048	2002 x 408 x 805	78.82 x 16.05 x 31.69	2000	78.7	800	31.5	1906x328	75x12.9
P2KXD2245	2202 x 408 x 505	86.69 x 16.05 x 19.88	2200	86.6	500	19.7	2106x328	82.9x12.9
P2KXD2246	2202 x 408 x 605	86.69 x 16.05 x 23.82	2200	86.6	600	23.6	2106x328	82.9x12.9

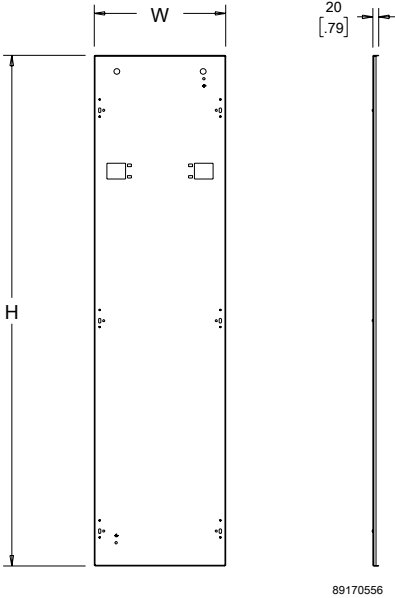


SEQUESTR BARRIER PANEL



Standard Product

Catalog Number	H(mm)	H(in)	W(mm)	W(in)	Fits Frame HxW - mm
P2CBD185	1783	70.2	459	18.1	1800x500
P2CBD186	1783	70.2	559	22.0	1800x600
P2CBD205	1983	78.1	459	18.1	2000x500
P2CBD206	1983	78.1	559	22.0	2000x600
P2CBD208	1983	78.1	759	29.9	2000x800
P2CBD225	2183	85.9	459	18.1	2200x500
P2CBD226	2183	85.9	559	22.0	2200x600



APPLICATION

Similar in design and function to the standard Barrier Panel, the ProLine G2 Sequestr Barrier Panel is used to join enclosures, while at the same time segregating higher voltage/ampereage components in the ProLine G2 Sequestr enclosure from the adjacent controls enclosure. The ProLine G2 Sequestr Barrier Panel incorporates a cutout for passage of the mechanical interlocking components.

SPECIFICATIONS

- 16-gauge (1.5 mm) steel
- Polyester powder paint; RAL 7035 textured light gray standard
- All mounting hardware included
- ProLine G2 Sequestr enclosure and mechanical interlock components sold separately

BULLETIN: P40