

## Connection kits and accessories for XL-Trace Edge, IceStop and HWAT self-regulating heating cables

### PRODUCT OVERVIEW

The nVent RAYCHEM RayClic connection system is a simple, fast and reliable set of connection kits developed for select nVent RAYCHEM XL-Trace Edge, IceStop and HWAT self-regulating heating cables. There is no wire stripping needed because the insulation displacement connector makes the electrical connection.

The easy-to-install RayClic connection system reduces installation time, lowering the total installed cost of the heating cable system.

#### Simple

- No need for special tools
- Three-step installation

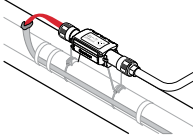
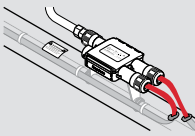
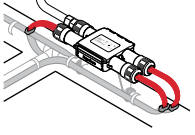
#### Reliable

- Intuitive installation
- Rugged, waterproof, UV-resistant enclosure

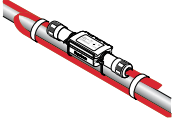
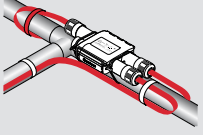
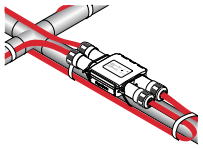
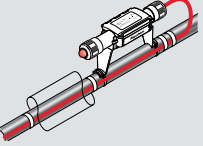
#### Cost-effective

- Quick installation


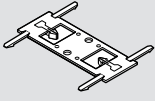
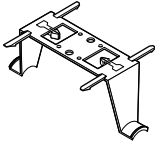
### POWERED CONNECTION KITS

| Catalog number   | Part number | Description   |
|--|-------------|---|
|  <p><b>RayClic-PC</b></p> | 233053-000  | <p>The RayClic-PC connection kit can supply power to one heating cable. Each kit contains one RayClic-PC power connection, one RayClic-E end seal, and one SB-04 pipe mounting bracket. The kit includes 5' power lead wires and a conduit fitting; the junction box and flexible conduit required to make a complete connection are not included.</p> <p><b>Weight: 1.8 lb (0.8 kg)</b></p>  |
|  <p><b>RayClic-PS</b></p> | 861247-000  | <p>The RayClic-PS connection kit can be used as a power connection kit for supplying power to two heating cables. Each kit contains one RayClic-PS powered splice connection, two RayClic-E end seals, and one SB-04 pipe mounting bracket. The kit includes 5' power lead wires and a conduit fitting. The junction box and flexible conduit required to make a complete connection are not included.</p> <p><b>Weight: 2.0 lb (0.9 kg)</b></p>  |
|  <p><b>RayClic-PT</b></p> | 804231-000  | <p>The RayClic-PT connection kit can be used as a power connection kit for supplying power to three heating cables. Each kit contains one RayClic-PT powered tee connection, three RayClic-E end seals, and one SB-04 pipe mounting bracket. The kit includes 5' power lead wires and a conduit fitting. The junction box and flexible conduit required to make a complete connection are not included.</p> <p><b>Weight: 2.0 lb (0.9 kg)</b></p> |

## UNPOWERED CONNECTION KITS

| Catalog number   | Part number | Description   |
|--|-------------|---|
| <b>RayClic-S</b><br>  | 559871-000  | Splice kits are installed as needed to connect two heating cables together at one point. Each kit contains one the RayClic-S splice.<br><b>Weight: 1.3 lb (0.6 kg)</b>  |
| <b>RayClic-T</b><br>  | 014023-000  | Tee kits are installed as needed to connect three heating cables together at one point. Each kit contains one the RayClic-T tee connection and one RayClic-E end seal.<br><b>Weight: 1.9 lb (0.9 kg)</b>            |
| <b>RayClic-X</b><br>  | 546349-000  | RayClic-X kits are installed as needed to connect four heating cables together at one point. Each kit contains one RayClic-X cross and two RayClic-E end seals.<br><b>Weight: 2.0 lb (0.9 kg)</b>                   |
| <b>RayClic-LE</b><br> | P000000770  | Lighted end seal kits are installed wherever an end-of-line signal light is required. Each kit contains one RayClic-LE lighted end seal and one RayClic-SB pipe mounting bracket.<br><b>Weight: 1.8 lb (0.8 kg)</b> |

## ACCESSORIES

| Catalog number  | Part number | Description   |
|---|-------------|---|
| <b>RayClic-E</b><br>     | 805979-000  | The RayClic-E is a replacement end seal kit.  |
| <b>RayClic-SB-02</b><br> | 852001-000  | The RayClic-SB-02 is a wall mounting bracket for use with any RayClic connection kit.   |
| <b>RayClic-SB-04</b><br> | 616809-000  | The RayClic-SB-04 is a pipe mounting bracket for use with any RayClic connection kit. One pipe mounting bracket is included with each powered connection kit and the RayClic-LE lighted end seal kit. |

## RAYCLIC SYSTEM SPECIFICATIONS

|                                  |   |
|----------------------------------|---|
| Rated voltage                    | 120–277 V   |
| Maximum circuit breaker size     | 30 A  |
| Maximum exposure temperature     | 185°F (85°C) with XL-Trace Edge cable and 150°F (65°C) with IceStop and HWAT cables |
| Minimum installation temperature | 0°F (–18°C)   |
| Enclosure rating                 | NEMA 4X   |

## APPLICABLE PRODUCTS

|               |  |
|---------------|--|
| XL-Trace Edge | 3XLE1-CR, 3XLE2-CR, 5/8XLE1-CR/CT and 5/8/12XLE2-CR/CT |
| IceStop       | GM-1XT, GM-1X, GM-2XT and GM-2X                        |
| HWAT          | HWAT-R2, HWAT-P1                                       |

## APPROVALS

---



718K Pipe Heating Cable



Certified with IceStop and HWAT cables



877Z De-Icing and Snow Melting



With IceStop heating cable only  
For Class I, Div. 2, Groups A, B, C, D  
Hazardous Locations: GM-1XT and GM-2XT only

## DESIGN AND INSTALLATION

---

For proper design and installation of a RayClic connection system, use the appropriate product design guide and the installation instructions included with the connection kit.

## GROUND FAULT PROTECTION

---

To minimize the danger of fire from sustained electrical arcing if the heating cable is damaged or improperly installed, and to comply with the requirements of nVent, agency certifications, and national electrical codes, ground fault equipment protection must be used on each heating cable branch circuit. Arcing may not be stopped by conventional circuit protection. Many nVent RAYCHEM control and monitoring systems meet the ground fault protection requirement.

### North America

Tel +1.800.545.6258

Fax +1.800.527.5703

thermal.info@nVent.com



Our powerful portfolio of brands:

**CADDY ERICO HOFFMAN RAYCHEM SCHROFF TRACER**