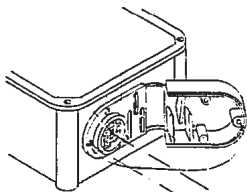
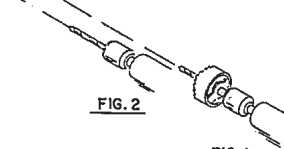


## Large Ventilator

1. Use the ventilator as a template and position on enclosure side, .188 inches from all edges.
2. Mark the enclosure through the centermost, square, vent hole and the three mounting holes.
3. Drill a 1.125 inch diameter hole in the enclosure as shown in Figure 1.
4. Drill three .156 inch diameter holes as shown in figure 2.
5. Bend the ventilator closed as shown in figure 3 and 4. Install the gasket (item A) in place with the sealing washers (item B) and mounting screws (item C). Finally, screw ventilator to the enclosure. (Figure 4)

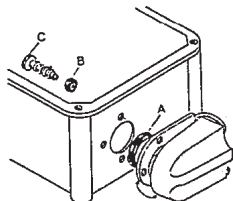


**FIG. 3**



**FIG. 2**

**FIG. 1**



**FIG. 4**