

VJ Series

configuration options and specifications

* Prefix

- VJ:** Flat opaque cover
- RVJ:** Raised opaque cover
- CVJ:** Flat cover with clearview window
- VJB:** Flat cover with bonded window
- RVJB:** Raised cover with bonded window

** Suffix

- W:** Stainless steel corner screws
- HW:** Stainless steel continuous hinge and stainless steel corner screws
- HWPL:** Stainless steel continuous hinge and stainless steel padlockable latch(es)
- HWLL:** Stainless steel continuous hinge and stainless steel hinge latch(es)
- NHW:** Non-metallic hinges and stainless steel corner screws
- NHWPL:** Non-metallic hinges and stainless steel padlockable latch(es)
- NHWLL:** Non-metallic hinges and stainless steel twist latch(es)

Features

- All VJ enclosures were designed to meet the Joint Industrial Council (JIC) standards in the United States.
- Enclosures are maintenance free and corrosion resistant.
- Bases and opaque covers are made from hot compression molded halogen free, self extinguishing fiberglass reinforced polyester (FRP) that can withstand continuous temperatures from -58°F to 302°F (-50°C to 150°C) and momentary exposure to temperatures up to 392°F (200°C).
- RAL 7035 light-gray finish inside and out.
- Overlapping cover design ensures a secure seal by eliminating gasket exposure.
- Mounting flanges are molded at the rear of the enclosure body, which increases strength.
- Corner ribs are present in the enclosure cover to reinforce strength.
- Cover gasket is made from continuously poured, polyurethane foam.
- Window solutions utilize a transparent Lexan polycarbonate insert, 1/4-in thick.
- All enclosures can be easily modified to customer specifications.

Applications

VJ enclosures are designed for use as electrical junction boxes in highly corrosive environments and provide protection for equipment and operators from indirect electrical contact.

Approvals

UL 508A Listed; Type 3, 3R, 4, 4X, 12, 13; File No. E54315
 cUL Listed per CSA C22.2 No 94; Type 3, 3R, 4, 4X, 12, 13; File No. E54315
 Enclosure flammability per UL 508A

NEMA/EEMAC Type 3, 3R, 4, 4X, 12, 13
 CSA File No. 217184; Type 3, 3R, 4, 4X, 12, 13, IEC 60529, IP66
 Meets NEMA Type 3RX requirements



Opaque Cover Enclosures (VJ)	3
Raised Cover Enclosures (RVJ)	5
Clearview Cover Enclosures (CVJ)	7
Bonded Window Cover Enclosures (VJB)	9
Raised Cover with Bonded Window (RVJB)	11
Window Kits	13
Back Plates	14
Front Plates	15
Accessories	16

Configurations

- W:** Stainless steel corner screws
- HW:** Stainless steel continuous hinge and stainless steel corner screws
- HWPL:** Stainless steel continuous hinge and stainless steel padlockable latch(es)
- HWLL:** Stainless steel continuous hinge and stainless steel hinge latch(es)
- NHW:** Non-metallic hinges and stainless steel corner screws
- NHWPL:** Non-metallic hinges and stainless steel padlockable latch(es)
- NHWLL:** Non-metallic hinges and stainless steel twist latch(es)



Part Number	Exterior Dimensions H x W x D Inches (mm)	Interior Dimensions H x W x D Inches (mm)	Weight Lbs (kg)	Back Plate A: Aluminum S: Steel N: Non-Metallic	Front Plate A: Aluminum
VJ606W VJ606HW VJ606HWPL1 VJ606HWLL1 VJ606NHW VJ606NHWPL1 VJ606NHWLL1	7.31 x 7.31 x 4.92 (186 x 186 x 125)	6 x 6 x 4.64 (152 x 152 x 118)	2.8 (1.27)	MP606A MP606S MP606N	VFPH606A-KIT
VJ806W VJ806HW VJ806HWPL1 VJ806HWLL1 VJ806NHW VJ806NHWPL1 VJ806NHWLL1	9.31 x 7.31 x 4.92 (236 x 186 x 125)	8 x 6 x 4.64 (203 x 152 x 118)	3.8 (1.72)	MP806A MP806S MP806N	VFPH806A-KIT

Part Number	Exterior Dimensions H x W x D Inches (mm)	Interior Dimensions H x W x D Inches (mm)	Weight Lbs (kg)	Back Plate A: Aluminum S: Steel N: Non-Metallic	Front Plate A: Aluminum
VJ1008W VJ1008HW VJ1008HWPL1 VJ1008HWLL1 VJ1008NHW VJ1008NHWPL1 VJ1008NHWLL1	11.31 x 9.31 x 5.43 (287 x 236 x 138)	10 x 8 x 5.15 (254 x 203 x 131)	4.8 (2.18)	MP1008A MP1008S MP1008N	VFPH1008A-KIT
VJ1210W VJ1210HW VJ1210HWPL2 VJ1210HWLL2 VJ1210NHW VJ1210NHWPL2 VJ1210NHWLL2	13.31 x 11.31 x 5.60 (338 x 287 x 142)	12 x 10 x 5.27 (305 x 254 x 134)	6.3 (2.86)	MP1210A MP1210S MP1210N	VFPH1210A-KIT
VJ1412W VJ1412HW VJ1412HWPL2 VJ1412HWLL2 VJ1412NHW VJ1412NHWPL2 VJ1412NHWLL2	15.31 x 13.31 x 6.60 (389 x 338 x 168)	14 x 12 x 6.27 (356 x 305 x 159)	8.6 (3.90)	MP1412A MP1412S MP1412N	VFPH1412A-KIT
VJ1614W VJ1614HW VJ1614HWPL2 VJ1614HWLL2 VJ1614NHW VJ1614NHWPL2 VJ1614NHWLL2	17.31 x 15.31 x 6.67 (440 x 389 x 169)	16 x 14 x 6.41 (406 x 356 x 163)	10.6 (4.81)	MP1614A MP1614S MP1614N	VFPH1614A-KIT
VJ1816W VJ1816HW VJ1816HWPL2 VJ1816HWLL2 VJ1816NHW VJ1816NHWPL2 VJ1816NHWLL2	19.31 x 17.31 x 9.58 (490 x 440 x 243)	18 x 16 x 9.33 (457 x 406 x 237)	14 (6.35)	MP1816A MP1816S MP1816N	VFPH1816A-KIT
VJ2016W VJ2016HW VJ2016HWPL2 VJ2016HWLL2 VJ2016NHW VJ2016NHWPL2 VJ2016NHWLL2	21.5 x 17.32 x 11.58 (546 x 440 x 294)	19.92 x 15.92 x 11.12 (506 x 404 x 282)	21 (9.5)	MP2016A MP2016S MP2016N	VFPH2016A-KIT
VJ3024HWPL (6) PL Latches	31.47 x 25.47 x 11.02 (799 x 647 x 280)	30 x 24 x 10.59 (762 x 610 x 269)	31 (14.1)	MP3024A MP3024S MP3024N	BY CUSTOM REQUEST ONLY

Configurations

- W:** Stainless steel corner screws
- HW:** Stainless steel continuous hinge and stainless steel corner screws
- HWPL:** Stainless steel continuous hinge and stainless steel padlockable latch(es)
- HWLL:** Stainless steel continuous hinge and stainless steel hinge latch(es)
- NHW:** Non-metallic hinges and stainless steel corner screws
- NHWPL:** Non-metallic hinges and stainless steel padlockable latch(es)
- NHWLL:** Non-metallic hinges and stainless steel twist latch(es)



Part Number	Exterior Dimensions H x W x D Inches (mm)	Interior Dimensions H x W x D Inches (mm)	Weight Lbs (kg)	Back Plate A: Aluminum S: Steel N: Non-Metallic	Front Plate A: Aluminum
RVJ806W RVJ806HW RVJ806HWPL1 RVJ806HWLL1 RVJ806NHW RVJ806NHWPL1 RVJ806NHWLL1	9.32 x 7.32 x 6.32 (236 x 186 x 161)	8 x 6 x 6.04 (203 x 152 x 153)	3 (1.36)	MP806A MP806S MP806N	VFPH806A-KIT
RVJ1008W RVJ1008HW RVJ1008HWPL1 RVJ1008HWLL1 RVJ1008NHW RVJ1008NHWPL1 RVJ1008NHWLL1	11.31 x 9.31 x 6.99 (287 x 236 x 178)	10 x 8 x 6.66 (254 x 203 x 169)	4.9 (2.22)	MP1008A MP1008S MP1008N	VFPH1008A-KIT

Part Number	Exterior Dimensions H x W x D Inches (mm)	Interior Dimensions H x W x D Inches (mm)	Weight Lbs (kg)	Back Plate A: Aluminum S: Steel N: Non-Metallic	Front Plate A: Aluminum
RVJ1210W RVJ1210HW RVJ1210HWPL2 RVJ1210HWLL2 RVJ1210NHW RVJ1210NHWPL2 RVJ1210NHWLL2	13.31 x 11.31 x 7.11 (338 x 287 x 181)	12 x 10 x 6.84 (305 x 254 x 174)	6.5 (2.95)	MP1210A MP1210S MP1210N	VFPH1210A-KIT
RVJ1412W RVJ1412HW RVJ1412HWPL2 RVJ1412HWLL2 RVJ1412NHW RVJ1412NHWPL2 RVJ1412NHWLL2	15.31 x 13.31 x 8.26 (389 x 338 x 210)	14 x 12 x 7.95 (356 x 305 x 202)	8.8 (3.99)	MP1412A MP1412S MP1412N	VFPH1412A-KIT
RVJ1614W RVJ1614HW RVJ1614HWPL2 RVJ1614HWLL2 RVJ1614NHW RVJ1614NHWPL2 RVJ1614NHWLL2	17.31 x 15.31 x 8.26 (440 x 389 x 209)	16 x 14 x 7.95 (406 x 356 x 202)	10.8 (4.90)	MP1614A MP1614S MP1614N	VFPH1614A-KIT
RVJ1816W RVJ1816HW RVJ1816HWPL2 RVJ1816HWLL2 RVJ1816NHW RVJ1816NHWPL2 RVJ1816NHWLL2	19.31 x 17.31 x 11.08 (490 x 440 x 281)	18 x 16 x 10.83 (457 x 406 x 275)	14.3 (6.49)	MP1816A MP1816S MP1816N	VFPH1816A-KIT
RVJ2016W RVJ2016HWPL2	21.31 x 17.31 x 11.57 (542 x 440 x 294)		21 (9.52)	MP2016A MP2016S MP2016N	VFPH2016A-KIT

Configurations

- W:** Stainless steel corner screws
- HW:** Stainless steel continuous hinge and stainless steel corner screws
- HWPL:** Stainless steel continuous hinge and stainless steel padlockable latch(es)
- HWLL:** Stainless steel continuous hinge and stainless steel hinge latch(es)
- NHW:** Non-metallic hinges and stainless steel corner screws
- NHWPL:** Non-metallic hinges and stainless steel padlockable latch(es)
- NHWLL:** Non-metallic hinges and stainless steel twist latch(es)



Part Number	Exterior Dimensions H x W x D Inches (mm)	Interior Dimensions H x W x D Inches (mm)	Weight Lbs (kg)	Back Plate A: Aluminum S: Steel N: Non-Metallic	Front Plate A: Aluminum
CVJ606W CVJ606HW CVJ606HWPL1 CVJ606HWLL1 CVJ606NHW CVJ606NHWPL1 CVJ606NHWLL1	7.31 x 7.31 x 4.92 (186 x 186 x 125)	6 x 6 x 4.64 (152 x 152 x 118)	2.8 (1.27)	MP606A MP606S MP606N	VFPH606A-KIT
CVJ806W CVJ806HW CVJ806HWPL1 CVJ806HWLL1 CVJ806NHW CVJ806NHWPL1 CVJ806NHWLL1	9.31 x 7.31 x 4.92 (236 x 186 x 125)	8 x 6 x 4.64 (203 x 152 x 118)	3.8 (1.72)	MP806A MP806S MP806N	VFPH806A-KIT

Part Number	Exterior Dimensions H x W x D Inches (mm)	Interior Dimensions H x W x D Inches (mm)	Weight Lbs (kg)	Back Plate A: Aluminum S: Steel N: Non-Metallic	Front Plate A: Aluminum
CVJ1008W CVJ1008HW CVJ1008HWPL1 CVJ1008HWLL1 CVJ1008NHW CVJ1008NHWPL1 CVJ1008NHWLL1	11.31 x 9.31 x 5.43 (287 x 236 x 138)	10 x 8 x 5.15 (254 x 203 x 131)	4.8 (2.18)	MP1008A MP1008S MP1008N	VFPH1008A-KIT
CVJ1210W CVJ1210HW CVJ1210HWPL2 CVJ1210HWLL2 CVJ1210NHW CVJ1210NHWPL2 CVJ1210NHWLL2	13.31 x 11.31 x 5.60 (338 x 287 x 142)	12 x 10 x 5.27 (305 x 254 x 134)	6.3 (2.86)	MP1210A MP1210S MP1210N	VFPH1210A-KIT
CVJ1412W CVJ1412HW CVJ1412HWPL2 CVJ1412HWLL2 CVJ1412NHW CVJ1412NHWPL2 CVJ1412NHWLL2	15.31 x 13.31 x 6.60 (389 x 338 x 168)	14 x 12 x 6.27 (356 x 305 x 159)	8.6 (3.90)	MP1412A MP1412S MP1412N	VFPH1412A-KIT
CVJ1614W CVJ1614HW CVJ1614HWPL2 CVJ1614HWLL2 CVJ1614NHW CVJ1614NHWPL2 CVJ1614NHWLL2	17.31 x 15.31 x 6.67 (440 x 389 x 169)	16 x 14 x 6.41 (406 x 356 x 163)	10.6 (4.81)	MP1614A MP1614S MP1614N	VFPH1614A-KIT
CVJ1816W CVJ1816HW CVJ1816HWPL2 CVJ1816HWLL2 CVJ1816NHW CVJ1816NHWPL2 CVJ1816NHWLL2	19.31 x 17.31 x 9.58 (490 x 440 x 243)	18 x 16 x 9.33 (457 x 406 x 237)	14 (6.35)	MP1816A MP1816S MP1816N	VFPH1816A-KIT
CVJ2016W CVJ2016HW CVJ2016HWPL2 CVJ2016HWLL2 CVJ2016NHW CVJ2016NHWPL2 CVJ2016NHWLL2	21.5 x 17.32 x 11.58 (546 x 440 x 294)	19.92 x 15.92 x 11.12 (506 x 404 x 282)	16 (7.26)	MP2016A MP2016S MP2016N	VFPH2016A-KIT

Configurations

- W:** Stainless steel corner screws
- HW:** Stainless steel continuous hinge and stainless steel corner screws
- HWPL:** Stainless steel continuous hinge and stainless steel padlockable latch(es)
- HWLL:** Stainless steel continuous hinge and stainless steel hinge latch(es)
- NHW:** Non-metallic hinges and stainless steel corner screws
- NHWPL:** Non-metallic hinges and stainless steel padlockable latch(es)
- NHWLL:** Non-metallic hinges and stainless steel twist latch(es)



Part Number	Exterior Dimensions H x W x D Inches (mm)	Interior Dimensions H x W x D Inches (mm)	Weight Lbs (kg)	Back Plate A: Aluminum S: Steel N: Non-Metallic	Front Plate A: Aluminum
VJB606W VJB606HW VJB606HWPL1 VJB606HWLL1 VJB606NHW VJB606NHWPL1 VJB606NHWLL1	7.31 x 7.31 x 4.92 (186 x 186 x 125)	6 x 6 x 4.64 (152 x 152 x 118)	2.8 (1.27)	MP606A MP606S MP606N	VFPH606A-KIT
VJB806W VJB806HW VJB806HWPL1 VJB806HWLL1 VJB806NHW VJB806NHWPL1 VJB806NHWLL1	9.31 x 7.31 x 4.92 (236 x 186 x 125)	8 x 6 x 4.64 (203 x 152 x 118)	3.8 (1.72)	MP806A MP806S MP806N	VFPH806A-KIT

Part Number	Exterior Dimensions H x W x D Inches (mm)	Interior Dimensions H x W x D Inches (mm)	Weight Lbs (kg)	Back Plate A: Aluminum S: Steel N: Non-Metallic	Front Plate A: Aluminum
VJB1008W VJB1008HW VJB1008HWPL1 VJB1008HWLL1 VJB1008NHW VJB1008NHWPL1 VJB1008NHWLL1	11.31 x 9.31 x 5.43 (287 x 236 x 138)	10 x 8 x 5.15 (254 x 203 x 131)	4.8 (2.18)	MP1008A MP1008S MP1008N	VFPH1008A-KIT
VJB1210W VJB1210HW VJB1210HWPL2 VJB1210HWLL2 VJB1210NHW VJB1210NHWPL2 VJB1210NHWLL2	13.31 x 11.31 x 5.60 (338 x 287 x 142)	12 x 10 x 5.27 (305 x 254 x 134)	6.3 (2.86)	MP1210A MP1210S MP1210N	VFPH1210A-KIT
VJB1412W VJB1412HW VJB1412HWPL2 VJB1412HWLL2 VJB1412NHW VJB1412NHWPL2 VJB1412NHWLL2	15.31 x 13.31 x 6.60 (389 x 338 x 168)	14 x 12 x 6.27 (356 x 305 x 159)	8.6 (3.90)	MP1412A MP1412S MP1412N	VFPH1412A-KIT
VJB1614W VJB1614HW VJB1614HWPL2 VJB1614HWLL2 VJB1614NHW VJB1614NHWPL2 VJB1614NHWLL2	17.31 x 15.31 x 6.67 (440 x 389 x 169)	16 x 14 x 6.41 (406 x 356 x 163)	10.6 (4.81)	MP1614A MP1614S MP1614N	VFPH1614A-KIT
VJB1816W VJB1816HW VJB1816HWPL2 VJB1816HWLL2 VJB1816NHW VJB1816NHWPL2 VJB1816NHWLL2	19.31 x 17.31 x 9.58 (490 x 440 x 243)	18 x 16 x 9.33 (457 x 406 x 237)	14 (6.35)	MP1816A MP1816S MP1816N	VFPH1816A-KIT
VJB2016W VJB2016HW VJB2016HWPL2 VJB2016HWLL2 VJB2016NHW VJB2016NHWPL2 VJB2016NHWLL2	21.5 x 17.32 x 11.58 (546 x 440 x 294)	19.92 x 15.92 x 11.12 (506 x 404 x 282)	16 (7.26)	MP2016A MP2016S MP2016N	VFPH2016A-KIT

Configurations


- W:** Stainless steel corner screws
- HW:** Stainless steel continuous hinge and stainless steel corner screws
- HWPL:** Stainless steel continuous hinge and stainless steel padlockable latch(es)
- HWLL:** Stainless steel continuous hinge and stainless steel hinge latch(es)
- NHW:** Non-metallic hinges and stainless steel corner screws
- NHWPL:** Non-metallic hinges and stainless steel padlockable latch(es)
- NHWLL:** Non-metallic hinges and stainless steel twist latch(es)



Part Number	Exterior Dimensions	Interior Dimensions	Weight	Back Plate	Front Plate
	H x W x D Inches (mm)	H x W x D Inches (mm)	Lbs (kg)	A: Aluminum S: Steel N: Non-Metallic	A: Aluminum
RVJB1210W RVJB1210HW RVJB1210HWPL2 RVJB1210HWLL2 RVJB1210NHW RVJB1210NHWPL2 RVJB1210NHWLL2	13.31 x 11.31 x 7.11 (338 x 287 x 181)	12 x 10 x 6.84 (305 x 254 x 174)	6.5 (2.95)	MP1210A MP1210S MP1210N	VFPH1210A-KIT
RVJB1412W RVJB1412HW RVJB1412HWPL2 RVJB1412HWLL2 RVJB1412NHW RVJB1412NHWPL2 RVJB1412NHWLL2	15.31 x 13.31 x 8.26 (389 x 338 x 210)	14 x 12 x 7.95 (356 x 305 x 202)	8.8 (3.99)	MP1412A MP1412S MP1412N	VFPH1412A-KIT
RVJB1614W RVJB1614HW RVJB1614HWPL2 RVJB1614HWLL2 RVJB1614NHW RVJB1614NHWPL2 RVJB1614NHWLL2	17.31 x 15.31 x 8.26 (440 x 389 x 209)	16 x 14 x 7.95 (406 x 356 x 202)	10.8 (4.90)	MP1614A MP1614S MP1614N	VFPH1614A-KIT
RVJB1816W RVJB1816HW RVJB1816HWPL2 RVJB1816HWLL2 RVJB1816NHW RVJB1816NHWPL2 RVJB1816NHWLL2	19.31 x 17.31 x 11.08 (490 x 440 x 281)	18 x 16 x 10.83 (457 x 406 x 275)	14.3 (6.49)	MP1816A MP1816S MP1816N	VFPH1816A-KIT
RVJB2016HW	21.31 x 17.31 x 11.57 (542 x 440 x 294)	21.32 x 17.32 x 11.57 (542 x 440 x 294)	21 (9.52)	MP2016A MP2016S MP2016N	VFPH2016A-KIT

Part Number	Exterior Dimensions	Interior Dimensions	Weight	Back Plate	Front Plate
	H x W x D Inches (mm)	H x W x D Inches (mm)	Lbs (kg)	A: Aluminum S: Steel N: Non-Metallic	A: Aluminum
RVJB806W RVJB806HW RVJB806HWPL1 RVJB806HWLL1 RVJB806NHW RVJB806NHWPL1 RVJB806NHWLL1	9.31 x 7.31 x 6.32 (236 x 186 x 161)	8 x 6 x 6.04 (203 x 152 x 153)	3 (1.36)	MP806A MP806S MP806N	VFPH806A-KIT
RVJB1008W RVJB1008HW RVJB1008HWPL1 RVJB1008HWLL1 RVJB1008NHW RVJB1008NHWPL1 RVJB1008NHWLL1	11.31 x 9.31 x 6.99 (287 x 236 x 178)	10 x 8 x 6.66 (254 x 203 x 169)	4.9 (2.22)	MP1008A MP1008S MP1008N	VFPH1008A-KIT


Molded Instrument Window	Part Number	Exterior Dimensions	Viewing Area	Enclosure
<ul style="list-style-type: none"> Polycarbonate window with neoprene gasket Window projects above cover by up to 0.5-inches Hinged window option for enclosures 10-in x 8-in and larger 		H x W x D Inches (mm)	H x W Inches (mm)	Fits Minimum Size (Inches)
	SW32	3.75 x 3.38 x .50 (95 x 86 x 13)	3.09 x 2.59 (78 x 66)	6 x 6
	SW44	4.63 x 4.63 x .3125 (118 x 118 x 8)	3.7 x 3.7 (94 x 94)	6 x 6
	SW64	7.31 x 5.75 x .3125 (186 x 146 x 8)	6.06 x 4.50 (154 x 114)	8 x 6
	SW84N with nameplate	9.41 x 5.47 x .25 (239 x 139 x 6)	7.81 x 3.91 (198 x 99)	8 x 6
	SW84X	8.50 x 5.75 x .25 (216 x 146 x 6)	7.81 x 3.91 (198 x 99)	8 x 6
	SW97	10.31 x 8.25 x .25 (262 x 210 x 6)	8.81 x 6.75 (224 x 171)	10 x 8
	95HCD Hinged Inspection Window	9.50 x 5.68 x .52 (241 x 144 x 13)	8.94 x 5.13 (227 x 130)	10 x 8



Rear Mounting Panel/Plate	Part Number	Dimensions	Weight	Enclosure
Panels are available in the following materials: <ul style="list-style-type: none"> Aluminum - 0.08-in (2mm) thickness Steel - 0.06-in (1.5mm) thickness Phenolic (composite material) - 0.1875-in (4.8mm) thickness 		H x W Inches (mm)	Lbs (kg)	Fits Size (Inches)
	MP606A MP606S MP606N	4.88 x 4.88 (124 x 124)	.25 (.11) .47 (.21) .22 (.10)	6 x 6
	MP806A MP806S MP806N	6.75 x 4.88 (171 x 124)	.34 (.15) .62 (.28) .29 (.13)	8 x 6
	MP1008A MP1008S MP1008N	8.75 x 6.88 (222 x 175)	.56 (.25) 1.04 (.47) .48 (.22)	10 x 8
	MP1210A MP1210S MP1210N	10.75 x 8.88 (273 x 226)	.84 (.38) 1.56 (.71) .72 (.33)	12 x 10
	MP1412A MP1412S MP1412N	12.75 x 10.88 (324 x 276)	1.18 (.54) 2.18 (.99) 1.01 (.46)	14 x 12
	MP1614A MP1614S MP1614N	14.75 x 12.88 (375 x 327)	1.57 (.71) 2.91 (1.32) 1.34 (.61)	16 x 14
	MP1816A MP1816S MP1816N	16.75 x 14.88 (425 x 378)	2.02 (.92) 3.74 (1.7) 1.73 (.78)	18 x 16
	MP2016A MP2016S MP2016N	18.75 x 14.88 (476 x 378)	2.47 (1.12) 4.57 (2.07) 2.12 (.96)	20 x 16
	MP3024A MP3024S MP3024N	30 x 24 (762 x 610)	3 (1.36) 5.6 (2.54) 2.6 (1.17)	30 x 24

Hinged Front Plate/Panel	Part Number	Dimensions	Weight	Enclosure
<ul style="list-style-type: none"> Constructed from 0.08-in (2mm) thick Aluminum Sold as a kit, but note that drilling is required for installation 		H x W Inches (mm)	Lbs (kg)	Fits Size (Inches)
	VFPH606A-KIT	5.75 x 5.75 (146 x 146)	.25 (.11)	6 x 6
	VFPH806A-KIT	7.75 x 5.75 (197 x 146)	.34 (.15)	8 x 6
	VFPH1008A-KIT	9.75 x 7.75 (248 x 197)	.56 (.25)	10 x 8
	VFPH1210A-KIT	11.75 x 9.75 (298 x 248)	.84 (.38)	12 x 10
	VFPH1412A-KIT	13.75 x 11.75 (349 x 298)	1.18 (.54)	14 x 12
	VFPH1614A-KIT	15.75 x 13.75 (400 x 349)	1.57 (.71)	16 x 14
	VFPH1816A-KIT	17.75 x 15.75 (451 x 400)	2.02 (.92)	18 x 16
	VFPH2016A-KIT	19.75 x 15.75 (502 x 400)	2.47 (1.12)	20 x 16
	VFPH3024A-KIT	30 x 24 (762 x 610)	3 (1.36)	30 x 24



Back Panel Stand-Offs	Part Number	Dimensions
<ul style="list-style-type: none"> Constructed from Aluminum 10-32 thread to match internal enclosure inserts and back panel mounting screws 		Length Inches (mm)
	SO-05	Length inches (mm): .5 (12.7)
	SO-10	Length inches (mm): 1 (25.4)
	SO-20	Length inches (mm): 2 (50.8)
	SO-30	Length inches (mm): 3 (76.2)
	SO-3.5	Length inches (mm): 3.5 (88.9)
	SO-40	Length inches (mm): 4 (101.6)



Air/Drain Vent Section	Part Number	Description
<ul style="list-style-type: none"> Constructed from Polyamide Set of 2 pieces 		
	MEDVRAL7035 Air Vents	2 air vents must be installed to ensure sufficient air circulation and prevent condensation. Complete with template and screws. The air vents should be mounted in the upper and lower part of the enclosure if possible.
	SEDV Small Drain Vent	2 air vents must be mounted per enclosure to ensure sufficient air circulation and prevent condensation water.