

## FEATURES & SPECIFICATIONS

**INTENDED USE** — Ideal for applications requiring attractive, quick-installation running man edge-lit signs and low energy consumption.

**CONSTRUCTION** — Lightweight and adjustable extruded aluminum housing with a clear acrylic panel. Extruded aluminum, black and white finishes. Field selectable direction, comes fully packaged with right arrow, left arrow, and pictogram only face plates.

**OPTICS** — Ultra bright LEDs mounted on printed circuit boards. Low energy consumption. LED lamp operates in normal (AC input) and emergency (DC input) modes. Uniform illumination without shadows or hot spots.

The typical life of the LED lamp is 10 years.

**ELECTRICAL** — Universal voltage input capability (120-347V), 50/60 Hz.

Battery: Sealed, maintenance-free nickel metal hydride battery delivers a minimum of 90 minutes of illumination.

Automatic solid-state charger initiates battery charging, maximizes battery life and automatically recharges after battery discharge.

**INSTALLATION** — Universal surface (top, end or back) mounting. Canopy provided.

Ships standard with additional pictogram inserts. Panel rotates 0° to 180°, if required. Sloped ceiling application optional.

**LISTINGS** — Meets US and Canadian standards. UL listed for damp location 10°-40°C (50°F to 104°F). Meets CSA C22.2 No. 141.15. Meets CSA C860. Meets UL924, NFPA 101 (current Life Safety Code), NFPA 70-NEC, FCC Title 47, Part 15, Subpart B and OSHA illumination standards.

**WARRANTY** — 5-year limited warranty. (Battery is prorated.) This is the only warranty provided and no other statements in this specification sheet create any warranty of any kind. All other express and implied warranties are disclaimed. Complete warranty terms located at: [www.acuitybrands.com/support/warranty/terms-and-conditions](http://www.acuitybrands.com/support/warranty/terms-and-conditions)

**NOTE:** Actual performance may differ as a result of end-user environment and application.

All values are design or typical values, measured under laboratory conditions at 25 °C.

Specifications subject to change without notice.

Catalog Number
Notes
Type


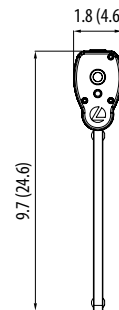
# EDGRM Running Man LED Edge-Lit



### Specifications

- Length: 12.1 (30.7)
- Depth: 1.8 (4.6)
- Height: 9.7 (24.6)
- Weight: AC - 2.6 (1.18 kgs)  
EL - 2.68 (1.22 kgs)

All dimensions are inches (centimeters) unless otherwise specified.



## ORDERING INFORMATION

For shortest lead times, configure product using **bolded options**.

**Example:** EDGRM W EL

EDGRM	Family	Housing color	Input voltage	Operation
EDGRM	<b>AL</b>	Brushed aluminum	<b>(blank)</b> 120-347 Universal voltage	<b>(blank)</b> AC only
	<b>W</b>	White		<b>EL</b> Nickel Metal Hydride
	<b>B</b>	Black		

<b>Accessories:</b> Order as separate catalog number.	
ELA WG1	Wireguard (back mount only, 13 3/4"H x 15 1/4"W x 6"D)

# EDGRM Running Man LED Surface Mount Edge-Lit

## SPECIFICATIONS

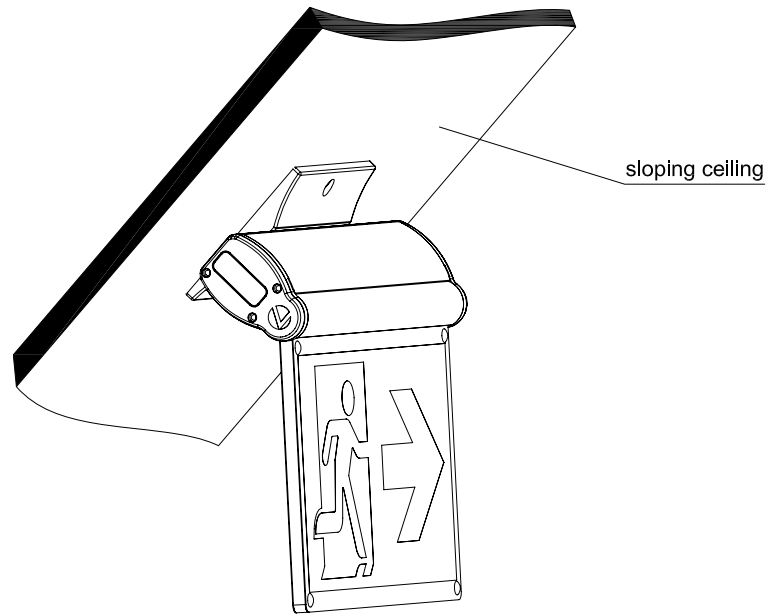
Electrical Primary Circuit				
	Typical LED life <sup>1</sup>	Supply Voltage	Max Amps	Max Watts
White LED	10 years	120	0.04	4.4
		347	0.01	4.4

BATTERY				
Nickel Metal Hydride				
Voltage	Typical shelf life <sup>2</sup>	Typical life <sup>3</sup>	Maintenance <sup>3</sup>	Temperature range <sup>4</sup>
3.6	3 years	6-8 years	none	50°F - 104°F (10°C - 40°C)

### Notes

1. Based on continuous operation. The typical life of the exit LED lamp is 10 years.
2. At 77°F (25°C).
3. All life safety equipment, including emergency lighting for path of egress must be maintained, serviced and tested in accordance with all National Fire Protection Association (NFPA) and local codes. Failure to perform the required maintenance, service, or testing could jeopardize the safety of occupants and will void all warranties.
4. Temperature range where unit will provide capacity for 90 minutes. Higher and lower temperatures affect life and capacity.

## SLOPED CEILING MOUNT



## ROTATE ANGLE EXAMPLE

