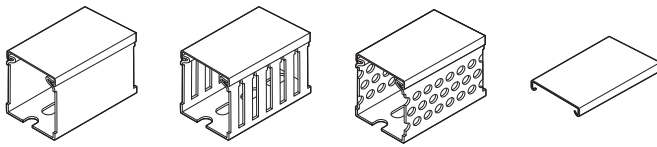


INSTRUCTION SHEET

Wiring duct

For solid, slotted, round hole duct and covers

Ty-Duct™



General information:

- Lead-free, flame retardant PVC
- North American and DIN style mounting holes
- Temperature rated: -40 F to 122 F (-40 C to 50 C)
- Flammability rating: UL94V-0
- Conforms to: (with the exception of TYD6X4NP products)
 - UL 1565 for use within enclosures
 - CSA C22.2 No. 18.5

Installation instructions:

1. Cut to desired size and trim the notches at the score lines to make corners or joints, Figure 1.
2. Clean the surface on which the duct will be mounted, Figure 1.
3. For adhesive backed duct, remove the liner and mount to surface, Figure 2.
4. For duct without mounting holes, drill mounting holes in desired locations.
5. For installing fasteners, please refer to Table: Mounting holes and fastener spacing. The mounting holes are 2" apart and can fit up to a #10 screw or 08200C/08200M plastic rivets.
6. Route wiring through duct as desired. Duct fingers can be broken at score lines to create more space for wire routing, Figure 6.
7. After wiring is completed, snap the cover lid on top of the wiring duct, Figure 6.

Mounting holes and fastener spacing:

Hole and fastener spacing		
Duct width	Figure	Fastener spacing (recommended)
0.75"	3	12"
1"	3	12"
1.5"	4	6"
2"	5	6" (top and bottom)
2.5"	5	6" (top and bottom)
3"	5	6" (top and bottom)
4"	5	6" (top and bottom)
6"	5	6" (top and bottom)



Important

Read and understand all instructions and safety information before use. Be aware of proper usage and potential hazards.

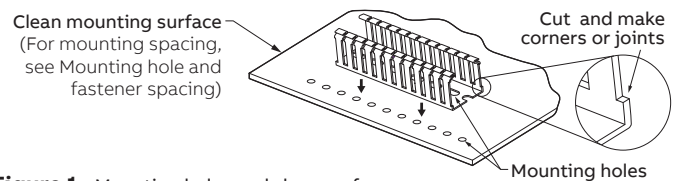


Figure 1 - Mounting holes and clean surface

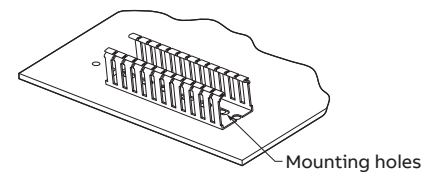


Figure 2 - Attach wiring duct to mounting surface

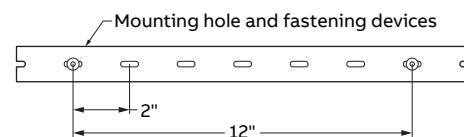


Figure 3

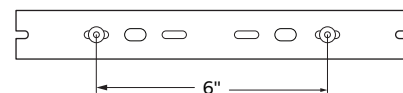


Figure 4

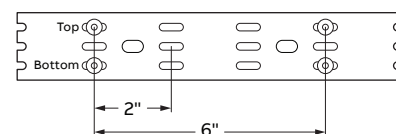


Figure 5

Wiring fill:

Product selection		Electrical											Data cable						
Nom. Duct size inch (W x H)	Area square inch	8 AWG		10 AWG		12 AWG		14 AWG			16 AWG		18 AWG		22 AWG		24 AWG		
		Ø 0.216	Ø 0.153	Ø 0.122	Ø 0.158	Ø 0.105	Ø 0.139	Ø 0.165	Ø 0.096	Ø 0.125	Ø 0.084	Ø 0.113	Ø 0.065	Ø 0.217	Ø 0.250	Ø 0.422			
		THHN	THHN	THHN	MTW	THHN	MTW	MTW	THHN	MTW	THHN	MTW	MTW	UTP/CM CAT5E	UTP/CM CAT6	UTP/CM			
0.75 x 1.00	0.750	5	9	14	9	19	11	8	23	14	30	17	51	5	3	1			
0.75 x 1.50	1.125	7	14	22	13	29	17	12	35	21	46	25	76	7	5	2			
0.75 x 2.00	1.50	9	18	29	17	39	22	16	47	27	61	34	101	9	7	2			
1.00 x 1.00	1.00	6	12	19	11	26	15	10	31	18	40	22	68	6	5	2			
1.00 x 1.50	1.50	9	18	29	17	39	22	16	47	27	61	34	101	9	7	2			
1.00 x 2.00	2.00	12	24	38	23	52	30	21	62	37	81	45	135	12	9	3			
1.00 x 3.00	3.00	18	37	58	34	78	44	31	93	55	121	67	203	18	14	5			
1.00 x 4.00	4.00	24	49	77	46	104	59	42	124	73	162	90	270	24	18	6			
1.50 x 1.00	1.50	9	18	29	17	39	22	16	47	27	61	34	101	9	7	2			
1.50 x 1.50	2.25	14	27	43	26	58	33	24	70	41	91	50	152	14	10	4			
1.50 x 2.00	3.00	18	37	58	34	78	44	31	93	55	121	67	203	18	14	5			
1.50 x 3.00	4.50	28	55	86	52	117	67	47	140	82	182	101	304	27	21	7			
1.50 x 4.00	6.00	37	73	115	69	155	89	63	186	110	243	134	406	36	27	10			
2.00 x 1.00	2.00	12	24	38	23	52	30	21	62	37	81	45	135	12	9	3			
2.00 x 1.50	3.00	18	37	58	34	78	44	31	93	55	121	67	203	18	14	5			
2.00 x 2.00	4.00	24	49	77	46	104	59	42	124	73	162	90	270	24	18	6			
2.00 x 3.00	6.00	37	73	115	69	155	89	63	186	110	243	134	406	36	27	10			
2.00 x 4.00	8.00	49	98	154	92	207	118	84	248	146	324	179	541	49	37	13			
2.00 x 5.00	10.0	61	122	192	114	259	148	105	310	183	405	224	676	61	46	16			
2.50 x 2.00	5.00	31	61	96	57	130	74	52	155	91	202	112	338	30	23	8			
2.50 x 3.00	7.50	46	92	144	86	194	111	79	233	137	304	168	507	46	34	12			
2.50 x 4.00	10.0	61	122	192	114	259	148	105	310	183	405	224	676	61	46	16			
3.00 x 1.00	3.00	18	37	58	34	78	44	31	93	55	121	67	203	18	14	5			
3.00 x 2.00	6.00	37	73	115	69	155	89	63	186	110	243	134	406	36	27	10			
3.00 x 3.00	9.00	55	110	173	103	233	133	94	279	165	364	201	609	55	41	14			
3.00 x 4.00	12.0	73	146	230	137	311	177	126	372	219	486	269	811	73	55	19			
3.00 x 5.00	15.0	92	183	288	172	389	222	157	465	274	607	336	1014	91	69	24			
4.00 x 1.50	6.00	37	73	115	69	155	89	63	186	110	243	134	406	36	27	10			
4.00 x 2.00	8.00	49	98	154	92	207	118	84	248	146	324	179	541	49	37	13			
4.00 x 3.00	12.0	73	146	230	137	311	177	126	372	219	486	269	811	73	55	19			
4.00 x 4.00	16.0	98	195	307	183	415	237	168	496	293	648	358	1082	97	73	26			
4.00 x 5.00	20.0	122	244	384	229	518	296	210	620	366	810	448	1352	121	91	32			
6.00 x 4.00	24.0	147	293	461	275	622	355	252	744	439	972	537	1623	146	110	39			

Note: Wire fill is less than 50% of duct area.

Wire routing examples:

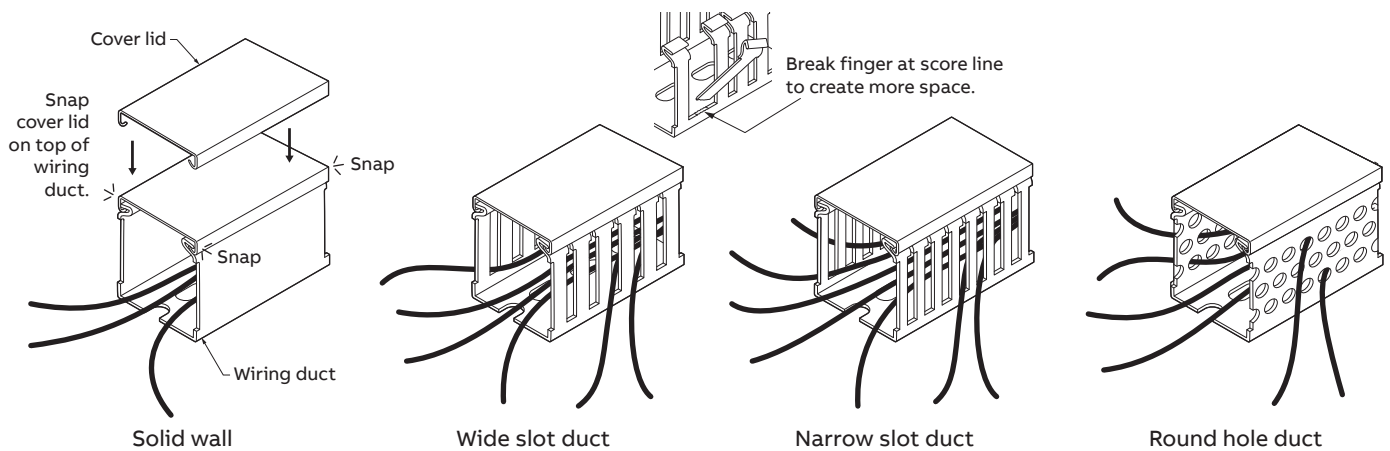


Figure 6

tnb.abb.com (US/Latin America)
 tnb.ca.abb.com (Canada)
 abb.com
 Warranty: tnb.abb.com/ecpwwarranty

We reserve the right to make technical changes or modify the contents of this document without prior notice. With regard to purchase orders, the agreed particulars shall prevail. ABB does not accept any responsibility whatsoever for potential errors or possible lack of information in this document.

We reserve all rights in this document and in the subject matter and illustrations contained therein. Any reproduction – in whole or in part – is forbidden without prior written consent of ABB. © 2022 ABB Installation Products Inc. and/or its related companies. All Rights Reserved.