

Project: _____ Type: _____

Drawn by: _____ Catalogue #: _____ Date: _____

Individual Spec Sheet

DSL-L

DUAL HEAD LED SECURITY LIGHT

ORDERING INFORMATION

Order code: 69237
Model number: DSL-LS1A-A-3C-WH
UPC: 69549025684
Case quantity: 1

PHYSICAL DATA

Lens material: Frosted Glass
Housing material: Aluminum Die Cast
Mounting: Wall/Surface Mounting

PERFORMANCE DATA

Watts (W): 20
Volts (V AC): 120
Color temperature (K)¹: 3 000/4 000/5 000
Lumen output (lm)²: 1712 - 1974
Efficacy (lm/W): 86 - 99
CRI: 80+
Life L70 (h)³: >100 000
Tested LM-80 (h)³: 10 000
Dimming: No
Power factor: >0.9
THD (%): <20
Frequency (Hz): 50/60
Surge protection (kV): 2
Input current (A): 0.18
Operating temp. range: -40 °C to 50 °C

¹ Typical color temperature range: +/- 5 %.

² Lumen values are derived from photometric testing. Initial lumens range: +/- 10 %.

³ Life hours are derived from IESNA LM80-08 testing report and projected per IESNA TM-21-11 extrapolations.

LUMEN SPECIFICATION TABLE

Order code	Model number	Watts (W)	3 000 K			4 000 K			5 000 K		
			Lumen output (lm)	Efficacy (lm/W)	LED Current (mA)	Lumen output (lm)	Efficacy (lm/W)	LED Current (mA)	Lumen output (lm)	Efficacy (lm/W)	LED Current (mA)
69237	DSL-LS1A-A-3C-WH	20	1712	86	0.18	1974	99	0.18	1809	90	0.18

DEFAULT PROGRAMMING

4 000 K



CCT
selectable



quick
ship



LED
fixture



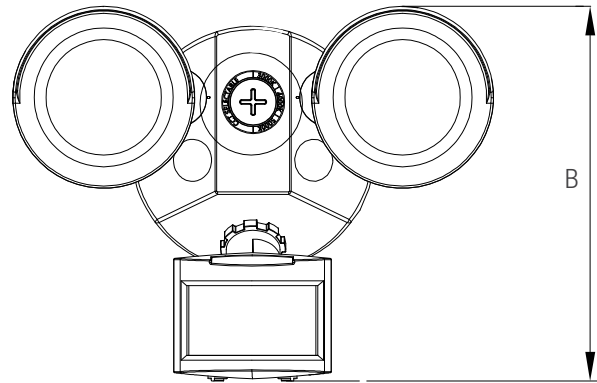
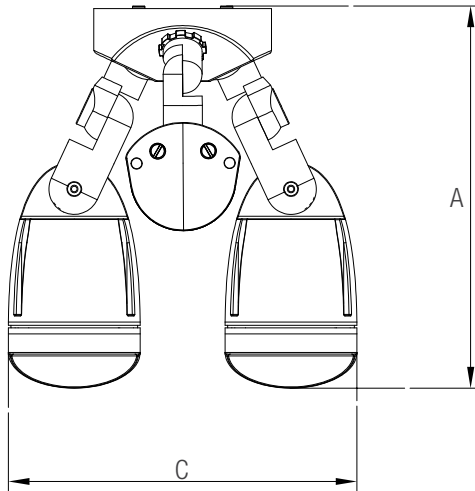
wet
location



Intertek

This lighting equipment meets requirements of ICES-005 issue 5 class B for use in residential applications. Data is based upon tests performed in a controlled environment. Actual performance can vary depending on operating conditions. Specifications are subject to change without notice.

DIMENSIONS AND WEIGHT

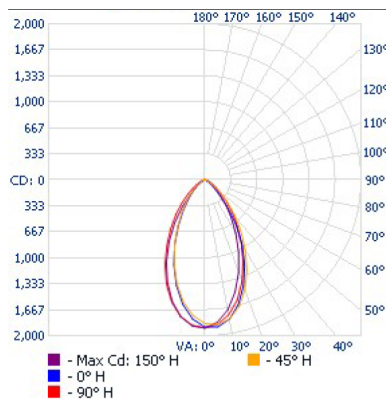


A	9"(22.86cm)
B	6"(15.24cm)
C	8"(20.32cm)
Net weight (lbs)	0.3

PHOTOMETRIC DATA¹

69237 • DSL-LS1A-A-3C-WH • 20W • 4000K • 1,976.7lm

Polar candela distribution



Zonal lumen summary

Zone	Lumens	% Lamp	% Luminaire
0-30	1 108.6	56.2	56.1
0-40	1 522.9	77.1	77
0-60	1 900.2	96.3	96.1
60-90	73.4	3.7	3.7
70-100	21.6	1.1	1.1
90-120	0.7	0	0
0-90	1 973.6	100	99.8
90-180	3.1	0.2	0.2
0-180	1 976.7	100.1	100

Illuminance at a distance

Center beam fc		Beam width	
17'	6.53	17.4'	19.6'
34'	1.63	34.9'	39.2'
51'	0.73	52.3'	58.8'
68'	0.41	69.8'	78.4'
85'	0.26	87.2'	98.1'
102'	0.18	104.7'	117.7'

■ Vert. spread: 54.3°
■ Horiz. spread: 60.0°

¹ Complete IES files available on our website.

Qty	Description	Price

I accept the specifications of the luminaire configuration mentioned above.

Name: _____
 Company: _____
 Signature: _____

Date: _____

Data is based upon tests performed in a controlled environment. Actual performance can vary depending on operating conditions. All products are subject to change or may be discontinued any time without notice. Please contact your Stanpro customer service representative to confirm inventory levels at time of order.