



T12

16T8/LED/48-840/UF18/G 10/1

Philips UniversalFit TLEDs offer unique ballast compatibility working with both electronic (instant-start) and magnetic ballasts while meeting the revised UL1993 standards. The UniversalFit TLEDs are engineered to deliver excellent lighting effects and substantial energy savings while providing unmatched user & installer safety.

Product data

General Information	
Cap-Base	G13 [Medium Bi-Pin Fluorescent]
EU RoHS compliant	Yes
Nominal lifetime	36,000 hour(s)
Switching Cycle	50,000
Lighting Technology	LED
Brand	Philips
Light Technical	
Color Code	840 [CCT of 4000K]
Beam Angle (Nom)	240 degree(s)
Luminous Flux	1,800 lumen
Color Designation	Cool White (CW)
Correlated Color Temperature (Nom)	4000 K
Luminous Efficacy (rated) (Nom)	112.00 lm/W
Color Consistency	<6
Color rendering index (CRI)	80
LLMF At End Of Nominal Lifetime (Nom)	70 %
Operating and Electrical	
Line Frequency	50-120000 Hz
Input Frequency	50-120000 Hz
Power Consumption	16 W

Wattage Equivalent	32 W
Starting Time (Nom)	0.5 s
Warm-up time to 60% light	0.5 s
Power Factor (Fraction)	0.9
Voltage (Nom)	40-330 V

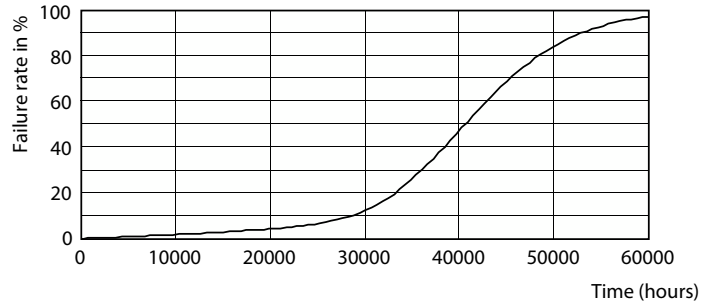
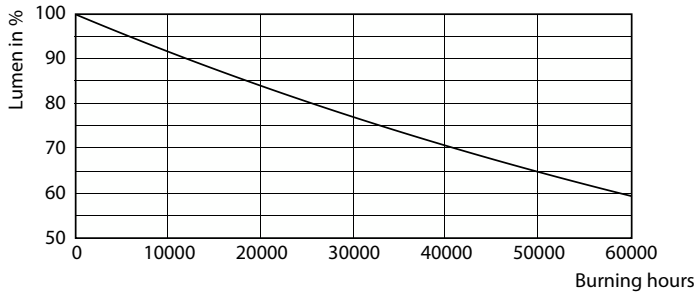
Temperature	
Ambient temperature range	-20 °C to 45 °C
T-Case Maximum (Nom)	60 °C

Controls and Dimming	
Dimmable	No

Mechanical and Housing	
Bulb Finish	Frosted
Bulb Material	Glass
Product Length	1,200 mm
Bulb Shape	Tube, double-ended

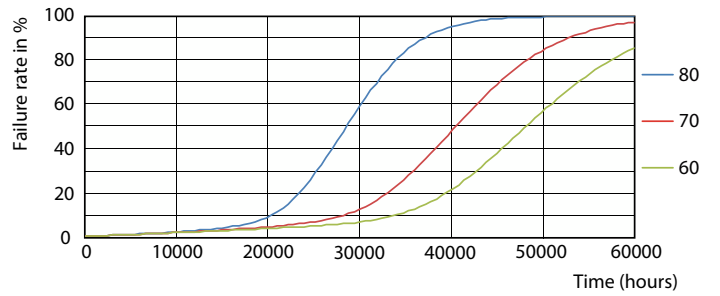
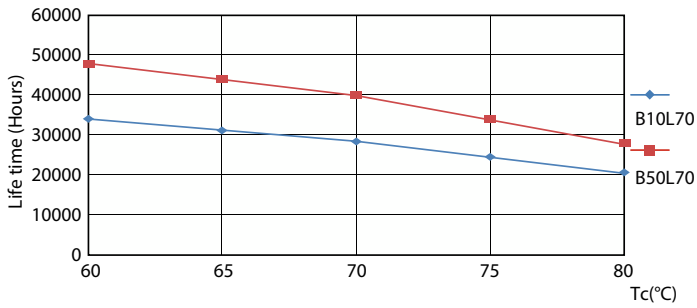
Approval and Application	
Energy Saving Product	Yes
Approval Marks	RoHS compliance UL certificate

Lifetime



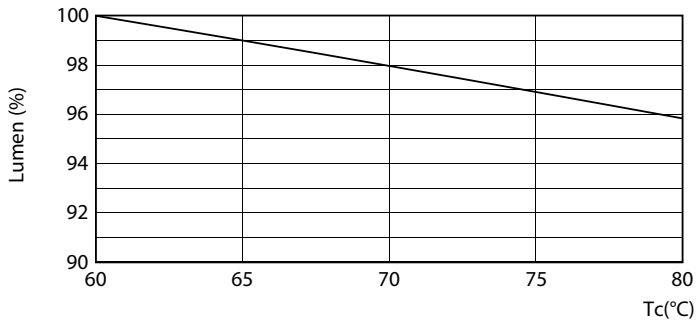
Lumen Maintenance Diagram - 16T8/LED/48-840/UF18/G 10/1

Life Expectancy Diagram - 16T8/LED/48-840/UF18/G 10/1



Life Expectancy Diagram - 16T8/LED/48-840/UF18/G 10/1

Life Expectancy Diagram - 16T8/LED/48-840/UF18/G 10/1



Lumen Maintenance Diagram - 16T8/LED/48-840/UF18/G 10/1

