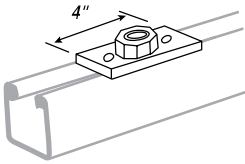
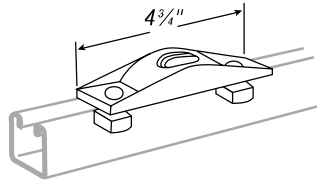




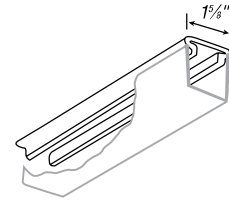
Surface Raceway and Lighting Systems



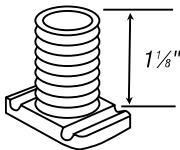
AB803*
Cast Conduit Connector
To connect 1/2" or 3/4" conduit to raceway channel — Furnished complete with stud nuts & hex nuts. Part has removable bushing to increase size from 1/2" to 3/4".



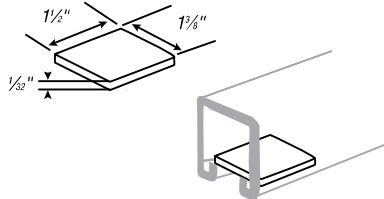
AB815
Swing Connector
Nuts & bolts to clamp to channel included. For 1/2" or 3/4" conduit.



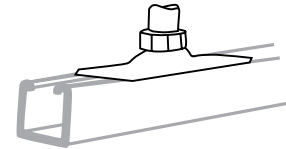
AB-844* Steel Closure Strip
AB-844-PC* Plastic Closure Strip
When used as a raceway channel, it is normally installed with the slot up and after wiring is complete, the closure strip is installed. For all channels. Standard lengths 10 ft.



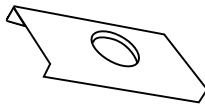
AB-866
1/2" Pipe thread



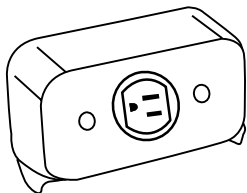
AB868
Fiber Retainer for cables
until closure strip is installed.




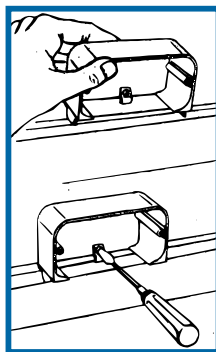
AB885
15° Swivel
Nuts and bolts to clamp to channel included. For 1/2" or 3/4" conduit.



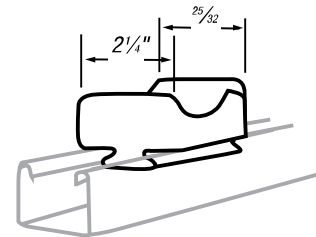
AB867*
Spacer Clevis
For use with AB-866 wiring stud nuts.



AB887*
Single Outlet
Complete unit including housing, standard SINGLE 3-wire, 15 Amp, 125 Volt, NEMA ground receptacle and cover plate.



AB888*
Duplex Outlet
Complete unit including housing, standard DUPLEX 3-wire, 15 Amp, 125 Volt, NEMA ground receptacle and cover plate.



AB-880 **AB-881**
3" and 4" Porcelain Saddles

CAT. NO.	MAX. CABLE DIAM. (IN.)	STD. CTN.
AB-880	3	3
AB-881	4	4 1/2