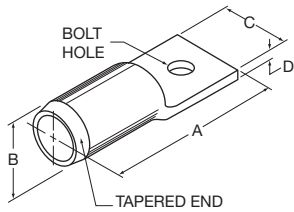


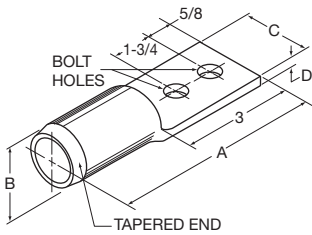


COPPER HIGH VOLTAGE TERMINALS

Installation Instructions



STYLE 1



STYLE 2

Cable Size Concentric & Compact	Strip Length	Catalog Number	Style	A Approx.		B Approx.			C Approx.	D Approx.	Bolt Hole	Installing Die Cat. No.*		Color Code
				Before Installation	After Installation	Before Installation	After Installation					TBM15 TBM15CR-LI & TBM15I Adapter Dies	TBM15 TBM15CR-LI & TBM15I Non-Adapter Dies	
							B	B1						
4 AWG	1-7/16	54440	1	1-7/8	2	3/8	1/4	19/64	19/32	3/32	3/8	15CA29R	-	Gray
2 AWG	1-7/16	54443	1	2-1/8	2-1/4	13/32	11/32	13/32	21/32	5/64	3/8	15CA33R	-	Brown
1 AWG	1-19/32	54448	1	2-1/4	2-3/8	15/32	25/64	15/32	43/64	1/8	3/8	15CA37R	-	Green
1/0 AWG	1-5/8	54409	1	2-1/4	2-3/8	17/32	27/64	1/2	3/4	9/64	3/8	15CA42R	-	Pink
2/0 AWG	1-5/8	54460	1	2-1/2	2-5/8	9/16	15/32	9/16	13/16	9/64	1/2	15CA45R	-	Black
3/0 AWG	1-3/4	54465	1	2-21/32	2-25/32	5/8	33/64	5/8	15/16	9/64	1/2	15CA49R	-	Orange
4/0 AWG	1-13/16	54470	1	2-11/16	2-13/16	11/16	37/64	11/16	1-1/32	5/32	1/2	15CA54R	-	Purple
250 MCM	2-1/32	54413	1	2-31/32	2-3/32	3/4	5/8	3/4	1-1/32	3/16	1/2	15CA60R	-	Ruby
1/0 AWG	1-5/8	54475	2**	3-9/16	3-11/16	17/32	27/64	1/2	3/4	7/64	3/8	15CA42R	-	Pink
2/0 AWG	1-5/8	54476	2	4-11/16	4-13/16	9/16	15/32	9/16	13/16	7/64	1/2	15CA45R	-	Black
3/0 AWG	1-3/4	54478	2	4-11/16	4-13/16	5/8	33/64	5/8	15/16	7/64	1/2	15CA49R	-	Orange
4/0 AWG	1-13/16	54479	2	4-11/16	4-13/16	11/16	37/64	11/16	1-1/16	1/8	1/2	15CA54R	-	Purple
250 MCM	2-1/32	54480	2	4-15/16	5-1/16	3/4	5/8	3/4	1-3/32	3/16	1/2	15CA60R	-	Ruby
300 MCM	2-3/32	54481	2	5	5-3/16	13/16	11/16	53/64	1-1/4	3/16	1/2	15CA66R	-	White
350 MCM	2-13/32	54482	2	5-1/4	5-7/16	7/8	47/64	27/32	1-5/16	7/32	1/2	15CA71R	-	Red
400 MCM	2-13/32	54483	2	5-5/16	5-9/16	15/16	49/64	59/64	1-13/32	3/16	1/2	15CA76R	-	Blue
500 MCM	2-13/32	54484	2	5-11/16	5-7/8	1-1/16	29/32	1-3/32	1-5/8	1/4	1/2	15CA87R	-	Brown
600 MCM	2-9/16	54485	2	5-3/4	6	1-3/16	1	1-13/64	1-23/32	1/4	1/2	15CA94R	-	Green
750 MCM	2-3/4	54487	2	5-7/8	6-1/8	1-5/16	1-3/32	1-15/16	1-15/16	1/4	1/2	15CA106R	-	Black
1000 MCM	2-29/32	54490	2	6-7/16	6-3/4	1-1/2	1-9/32	1-21/64	2-5/32	5/16	1/2	-	15C125R	-

*THESE DIES ARE RECOMMENDED FOR ALL HIGH VOLTAGE (UP TO 35KV) APPLICATIONS. THEY ARE DESIGNED TO YIELD A SMOOTH ROUND CONNECTOR WHEN CRIMPED ACCORDING TO THESE RECOMMENDATIONS ON THIS SHEET. THEY ARE DISTINGUISHED FROM THE EQUIVALENT HEX DIES BY THE SUFFIX "R".

** BOLT HOLES ON 1 "CENTERS, 2" TONGUE LENGTH.

NOTES:

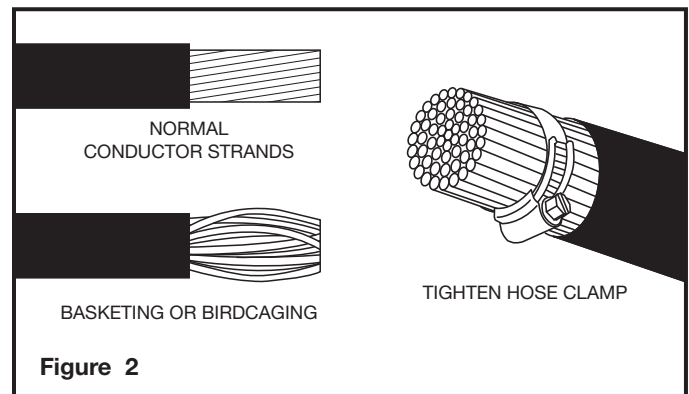
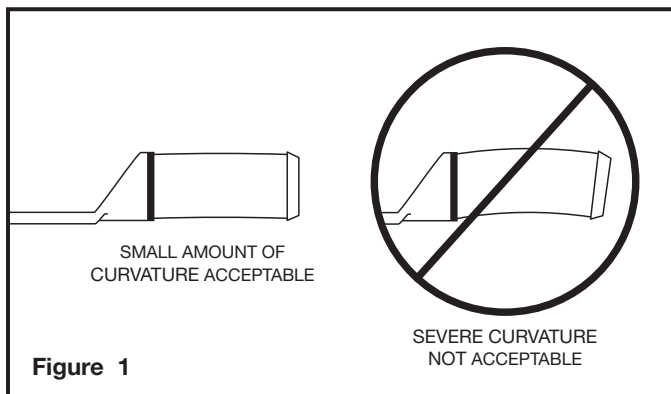
CONNECTOR DEFORMATION, Figure 1

A small amount of curvature of a connector is common.

Check for the following prior to installation: die alignment, tool jaw alignment, and properly trained conductor. Failure to do so, may result in severe curvature.

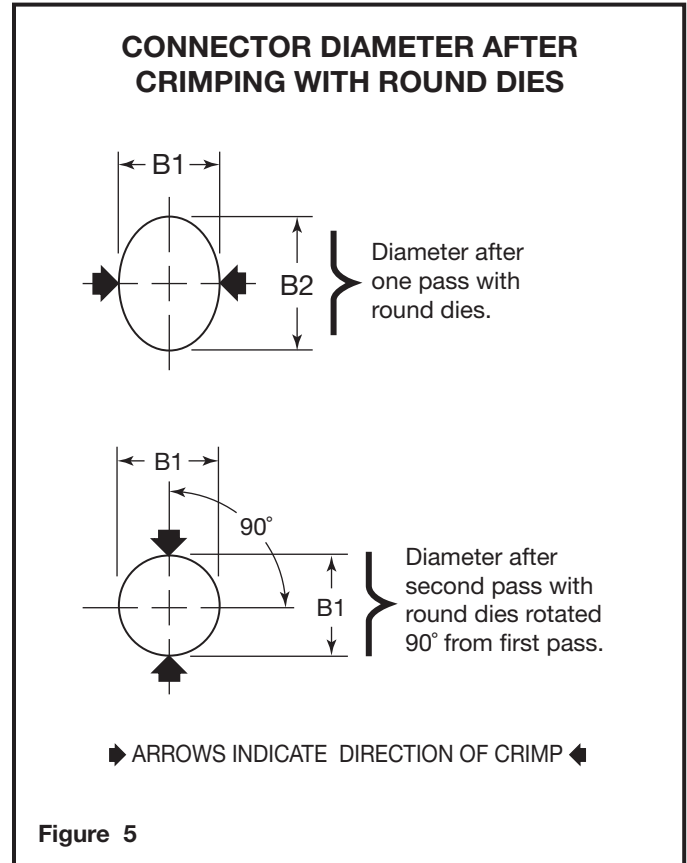
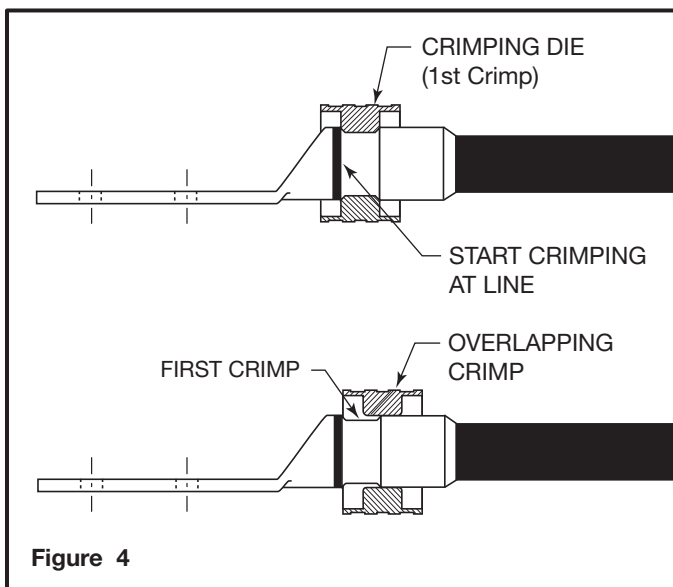
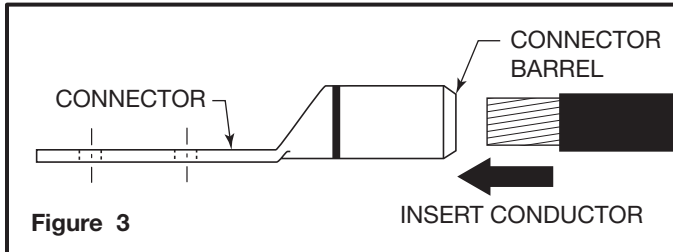
CONDUCTOR (BASKETING) OR (BIRDCAGING), Figure 2

In the event of basketing/birdcaging, tightly secure a hose clamp or cable tie to the bare conductor next to the connector prior to crimping.



INSTALLING INSTRUCTIONS

1. Train cable into final position and remove excess cable from end.
2. Remove cable jacket, shield, insulation, etc. for the strip length as indicated on chart.
3. Insert conductor fully into connector barrel (See Figure 3).
4. Make first crimp at pad end of barrel (See Figure 4).
Crimp in overlapping steps toward the tapered end of connector.
5. To ensure connector is round and avoid possible flash and ridges, rotate tool 90° (See Figure 5) and repeat step 4.



WARRANTY: Thomas & Betts sells this product with the understanding that the user will perform all necessary tests to determine the suitability of this product for the user's intended application. Thomas & Betts warrants that this product will be free from defects in materials or workmanship for a period of two (2) years following the date of purchase. Upon prompt notification of any warranted defect, Thomas & Betts will, at its option, repair or replace the defective product. Misuse, misapplication or modification of Thomas & Betts Products immediately voids all warranties.

Limitations and Exclusions: THE ABOVE WARRANTY IS THE SOLE WARRANTY CONCERNING THIS PRODUCT, AND IS IN LIEU OF ALL OTHER WARRANTIES EXPRESS OR IMPLIED, INCLUDING BUT NOT LIMITED TO ANY IMPLIED WARRANTY OF MERCHANTABILITY OR FITNESS FOR A PARTICULAR PURPOSE, WHICH ARE SPECIFICALLY DISCLAIMED. LIABILITY FOR BREACH OF THE ABOVE WARRANTY IS LIMITED TO COST OF REPAIR OR REPLACEMENT OF THE PRODUCT, AND UNDER NO CIRCUMSTANCES WILL THOMAS & BETTS BE LIABLE FOR ANY INDIRECT, SPECIAL, INCIDENTAL OR CONSEQUENTIAL DAMAGES.

Thomas & Betts Corporation
 Memphis, Tennessee
 www.tnb.com