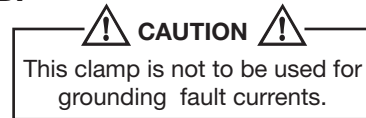


SIGNAL REFERENCE GRID CLAMP

CAT. NOS. 3900 & 3900BP



INSTALLATION INSTRUCTIONS

GENERAL

1. The clamp is designed for use on either a 1" round, or a 3/4" square trade size support post, the latter, must have a 3/4" inside diameter and approximately a .880" square outside dimension.
2. The clamp accepts grid wires from 4 AWG to 8 AWG.
3. The clamp's prime function is to secure the wire firmly to the post.
4. The support post surface must be clean, free of dirt, paints, electrical tape, rust or other oxides, or any other material which might form an insulating layer between the bare wire and the bare post.
5. The clamp can be easily installed with a nut runner hand wrench, ratchet wrench, or screwdriver.

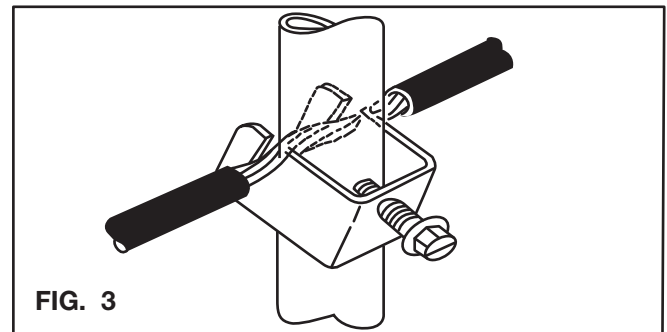
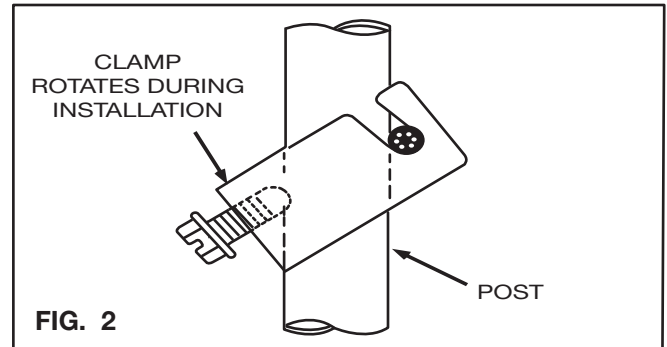
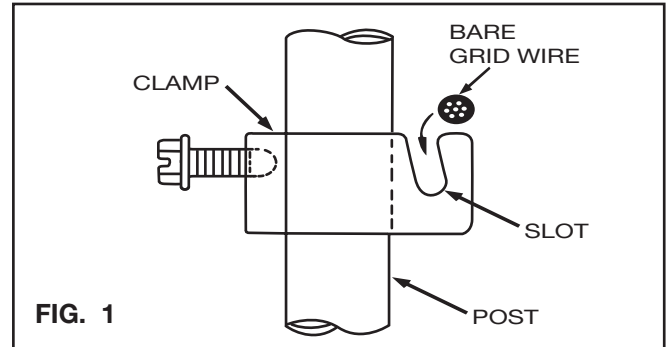
INSTALLATION PROCEDURE

1. Assuming that the grid wire has already been positioned on the base floor of the raised floor area being constructed, slip the clamp around the vertical support post with its slot facing upward.
2. Lay the grid wire into the slot, and tighten the screw while holding the wire at the bottom of the slot, see Fig. 1.

NOTE 1: If the grid wire has been specified as requiring an insulation (for inspection purposes), the insulation must first be removed, wherever the wire is to be connected to a support post, see Fig. 3.

NOTE 2: Due to the tapered opening of the clamp, it will retain its original position when slipped onto a 1" post, but must be hand held while installing on the smaller 3/4" square trade size post.

NOTE 3: The clamp will rotate downward slightly during installation so that the slot will secure the grid wire firmly against the support post, see Fig. 2 and 3.



WARRANTY: Thomas & Betts sells this product with the understanding that the user will perform all necessary tests to determine the suitability of this product for the user's intended application. Thomas & Betts warrants that this product will be free from defects in materials and workmanship for a period of two (2) years following the date of purchase. Upon prompt notification of any warranted defect, Thomas & Betts will, at its option, repair or replace the defective product or refund the purchase price. Proof of purchase is required. Misuse or unauthorized modification of the product voids all warranties.

Limitations and Exclusions: THE ABOVE WARRANTY IS THE SOLE WARRANTY CONCERNING THIS PRODUCT, AND IS IN LIEU OF ALL OTHER WARRANTIES EXPRESS OR IMPLIED, INCLUDING BUT NOT LIMITED TO ANY IMPLIED WARRANTY OF MERCHANTABILITY OR FITNESS FOR A PARTICULAR PURPOSE, WHICH ARE SPECIFICALLY DISCLAIMED. LIABILITY FOR BREACH OF THE ABOVE WARRANTY IS LIMITED TO COST OF REPAIR OR REPLACEMENT OF THE PRODUCT, AND UNDER NO CIRCUMSTANCES WILL THOMAS & BETTS BE LIABLE FOR ANY INDIRECT, SPECIAL, INCIDENTAL OR CONSEQUENTIAL DAMAGES.

Thomas & Betts Corporation
Memphis, Tennessee
www.tnb.com