

Individual Spec Sheet

FLM

LED MINI FLOOD LIGHT 3 CCT & 2 Power Selectable

ORDERING INFORMATION

Order code: 69179
Model number: FLM-PS25A-W-3C-BR-YK
UPC: 069549025141
Case quantity: 10
DLC unique ID: S-6H5L0K

PHYSICAL DATA

Lens material: Tempered glass
Finish: Bronze
Housing material: Die cast aluminum
Mounting: Yoke

PERFORMANCE DATA

Watts (W): 15/25
Volts (V AC): 120 - 277
Color temperature (K)¹: 3 000/4 000/5 000
Lumen output (lm)²: 2 244/3 736
Efficacy (lm/W): 130-140
CRI: 80+
Life L70 (h)³: 50 000
Tested LM-80 (h)³: 9 000
Photocell included: No
Dimming: Yes
Power factor: 0.90
THD (%): 20
Surge protection (kV): 2
Input current (A): 0.00023
Operating temp. range: -40 °C to 50 °C (-40 °F to 122 °F)

¹ Typical color temperature range: +/- 5 %.

² Lumen values are derived from photometric testing. Initial lumens range: +/- 10 %.

³ Life hours are derived from IESNA LM80-08 testing report and projected per IESNA TM-21-11 extrapolations.

COMPATIBLE DIMMERS¹

Brand	Model
LEVITON	DS710, IP710
LEGRAND	RH4FBL3PW
LUTRON	NFTV, NTSTV, DVTV

Dimming range: 10%-100%

NOTE: The above table shows dimmers that have been tested and have demonstrated proper operation under normal conditions. Each installation being unique, various factors such as load, common neutrals or other electrical products on the circuit can, in certain instances, cause variance in system performance. Read and comply to the dimmer installation instructions. Consult dimming system manufacturer for additional support in operation. Standard recommends to use dimmers designed to work with LED products. Older dimmers designed for incandescent products may cause erratic operation. Some dimmers may require more than one product for stable operation. The maximum number of products is determined by the dimmer wattage rating with LEDs. Be careful, these dimmers have different ratings depending on the product type. Again, refer to the dimmer installation instructions.

LUMEN SPECIFICATION TABLE

Order code	Model number	Watts (W)	3 000 K			4 000 K			5 000 K		
			Lumen output (lm)	Efficacy (lm/W)	LED Current (mA)	Lumen output (lm)	Efficacy (lm/W)	LED Current (mA)	Lumen output (lm)	Efficacy (lm/W)	LED Current (mA)
69179	FLM-PS25A-W-3C-BR-YK	15	2 094	125	55	2 244	140	28	2 192	135	55
		25	3 195	120	90	3 736	140	45	3 666	130	90

DEFAULT PROGRAMMING

25 W / 4 000 K



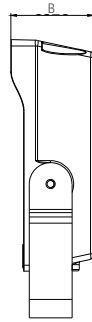
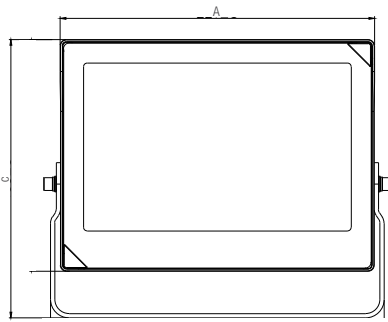
ICES 005



Not all products are qualified on the DLC QPL. To view our DLC qualified products, please consult the DLC Qualified Products List at www.designlights.org/search.

DIMENSIONS AND WEIGHTS

Yoke Mount

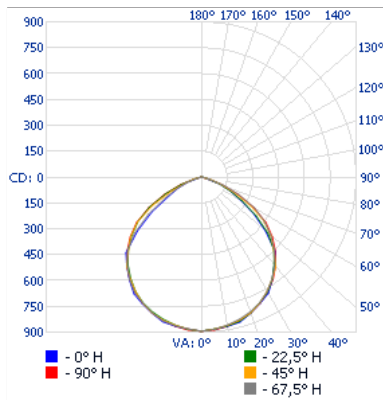


A in. (cm)	6.18 (15.7)
B in. (cm)	2 (5.1)
C in. (cm)	5.27 (13.4)
Net weight (lbs)	2.11

PHOTOMETRIC DATA¹

69179. FLM-PS25A-W-3C-BR-XX. 15W. 4000K. 2 244 lm

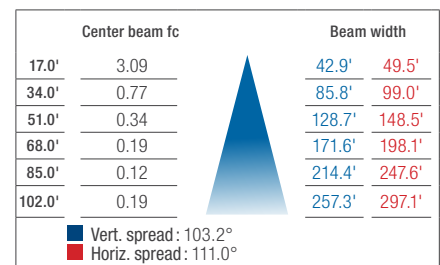
Polar candela distribution



Zonal lumen summary

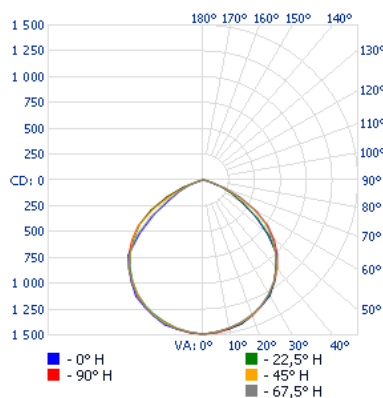
Zone	Lumens	% Luminaire
0-30	697.6	31.1
0-40	1 184.1	51.2
0-60	1 982.0	88.3
60-90	262.0	11.7
70-100	60.3	2.7
90-120	0.3	0
0-90	2 244.0	100
90-180	0.3	0
0-180	2 244.3	100

Illuminance at a distance



69179. FLM-PS25A-W-3C-BR-XX. 25W. 4000K. 3 736 lm

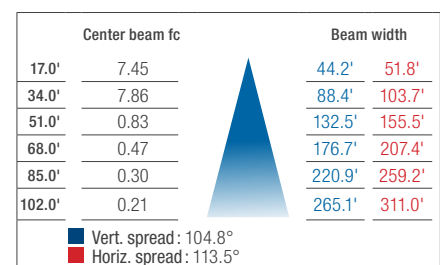
Polar candela distribution



Zonal lumen summary

Zone	Lumens	% Luminaire
0-30	1 161.6	31.1
0-40	1 911.4	51.2
0-60	3 299.2	88.3
60-90	436.1	11.7
70-100	100.5	2.7
90-120	0.5	0
0-90	3 735.2	100
90-180	0.5	0
0-180	3 735.2	100

Illuminance at a distance



¹ Complete IES files available on our website.

Data is based upon tests performed in a controlled environment. Actual performance can vary depending on operating conditions. All products are subject to change or may be discontinued any time without notice. Please contact your Stanpro customer service representative to confirm inventory levels at time of order.