

FEATURES & SPECIFICATIONS

INTENDED USE — Recessed housing rated Non-IC. For remodel construction only.

Approved for factory assembled wiring only.

CONSTRUCTION — Air-tight construction standard. Tested to meet current energy codes.

Aluminum housing with three remodel clips for installation in existing plaster, sheet rock or mechanical ceiling.

Heavy-gauge galvanized steel raceway arm.

Galvanized steel junction box with four built-in romex clamps. Five ½" knockouts with slots for pryout. Not suitable for pulling wires.

Rated for 90°C.

Ground wire provided.

Removable J-box doors for easy access.

ELECTRICAL — Two-pin porcelain socket with heat shield.

Thermal protection provided against improper insulation usage.

Electronic stepdown transformer is standard for 120V or 277V. The minimum starting temperature is 0°F, -18°C with short circuit protection and meets ANSI/IEEE C62.41 cat.A transient protection. 50 MR16 maximum.

INSTALLATION — 2 x 8 existing ceiling or T-bar ceiling panel installation.

Clip adjustment on housing (up to 1-1/4") allows for flush mounting with ceiling face.

LISTINGS — UL Listed to US and Canadian Standards. Damp location listing.

WARRANTY — 1-year limited warranty. Complete warranty terms located at www.acuitybrands.com/CustomerResources/Terms_and_conditions.aspx

Actual performance may differ as a result of end-user environment and application.

Note: Specifications subject to change without notice.

Catalog Number
Notes
Type

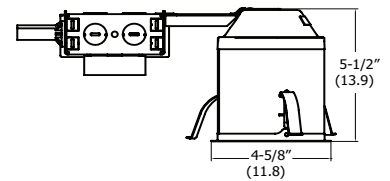
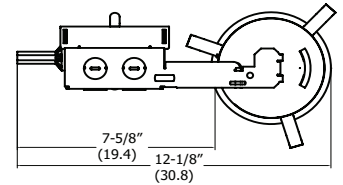
4" Housing

LV3R

LOW VOLTAGE

Non-IC

Remodel



Specifications

Height: 5-1/2 (13.9)

Length: 12-1/8 (30.8)

Width: 4-5/8 (11.8)

Ceiling opening: 4-5/8 (11.8)

Ceiling cutout template: 4.01

All dimensions are inches (centimeters) unless otherwise indicated.

ORDERING INFORMATION

Lead times will vary depending on options selected. Consult with your sales representative.

Example: LV3R 120

Series	Voltage	Options
LV3R	120 ¹ 277 ²	Shipped installed in fixture PHC Poke-home wire connectors

Accessories: Order as separate catalog number.	
ATK3	Airtight kit









Notes

1 Use dimmers designed for electronic transformers.

2 Dimming not available.

See trim summary on reverse side for maximum wattages.

3V Series 4" Low Voltage LV3R Reflector Trims

Description Catalog number	Maximum wattage ¹	Description Catalog number	Maximum wattage ¹
General/Task		Directional Wallwash	
Open, Adjustable 3V01AZ Clear specular 3V01GZ Gold specular 3V01BLZ Black specular		3VDW1W White	
			
<i>Non IC</i>	50 MR16	<i>Non IC</i>	50 MR16
Baffle, Adjustable		Baffle Slotted Adjustable	
3VB1 Black 3VB1W White		3VA5 White	
			
<i>Non IC</i>	50 MR16	<i>Non IC</i>	50 MR16
Accent/Wallwash		Pinhole Wide Flange	
3VE1 White		3VS1 White	
			
<i>Non IC</i>	50 MR16	<i>Non IC</i>	50 MR16
Baffle Eyeball			
3VE2 Black 3VE2W White			
			
<i>Non IC</i>	50 MR16		
Eyelid Wallwasher			
3VW1 White			
			
<i>Non IC</i>	50 MR16		

Notes

¹ Maximum wattage listed.