

A70P

Amp-Trap® Form 101

HIGH SPEED FUSES



A70P Amp-Trap® Form 101 high speed fuses were developed for higher voltage AC and DC drives, UPS systems, reduced voltage motor starters and similar applications where lower I²t and superior reliability are needed. A70P is a very popular fuse, available in a wide range of ratings. Typically used for replacement.

FEATURES/BENEFITS:

- Low I²t minimizes damage to protected components on short circuit
- Controlled arc voltage reduces stress to circuit components during fuse clearing
- Choice of mounting types helps in equipment design

Catalog Numbering System					
A	70	P	300	- 4	TI
Amp-Trap® Fuse	Rated Volts - 700	Style	Amperes*	Mounting Types* Ferrule: 1 Blades, bolt-in: 4 Hockey puck, bolt-in: 128	Integral Blown-Fuse Indicator Trigger Indicator: TI Trigger Actuator: TA

* For ampere ratings and styles not listed, call Technical Services at 978-465-4853.

RATINGS

- **Volts:** 700VAC, 650VDC
- **Amps:** 10 to 1000A (AC), 10 to 800A (DC)
- **I.R.:** 100kA I.R. AC; 100kA I.R. DC
- **LR:** 10ms

HIGHLIGHTS:

- Very fast acting
- Current limiting
- Low I²t
- Indicator options available

APPLICATIONS:

- Protection of 700V or less DC drives, UPS, inverters, reduced voltage starters, etc.

*Contact technical services for application data.

APPROVALS:

- UL recognized component
UL File E60314
- AC: guide no. JFHR2 (10-1000A)
- DC: tested to UL standard 198L parameters (10-800A)



SINGLE POLE FUSE BLOCKS FOR A70P FUSES

Fuse Ampere Rating	Catalog No.
10-30 (Type 1)	70316
31-60	P243C
61-100	P243C
101-200	P266A
201-400	P266A
401-600	P266F
601-800	1SC375



Mersen products have been designed by Mersen for a range of specific applications to be operated depending on particular specification and conditions. Mersen makes no representation or/and warranty, and waives any liability, either express or implied for products' reliability and life time or technical performance in case Mersen has not been provided with customer's specifications or if the products are not purchased directly from Mersen or its distributors and/or agents.

CATALOG NUMBERS (AMPS)

Catalog No.	Dimen. Fig.	Catalog No.	Dimen. Fig.	Catalog No.	Dimen. Fig.	Catalog No.	Dimen. Fig.
A70P10-1	1	A70P60-4	3	A70P150-4TA	4	A70P400-4TI	3
A70P10-4	2	A70P60-4TA	4	A70P150-4TI	3	A70P450-4	3
A70P15-1	1	A70P60-4TI	3	A70P175-4	3	A70P500-4	3
A70P15-4	2	A70P70-4	3	A70P200-4	3	A70P600-4	3
A70P20-1	1	A70P70-4TI	3	A70P200-4TA	4	A70P600-4TA	4
A70P25-1	1	A70P80-4	3	A70P200-4TI	3	A70P600-4TI	3
A70P25-4	2	A70P80-4TA	4	A70P225-4	3	A70P700-4	5
A70P30-1	1	A70P80-4TI	3	A70P250-4	3	A70P700-4TI	5
A70P30-4	2	A70P90-4	3	A70P250-4TA	4	A70P800-4	5
A70P35-4	3	A70P100-4	3	A70P250-4TI	3	A70P800-4TI	5
A70P40-4	3	A70P100-4TA	4	A70P300-4	3	A70P900-4	6
A70P40-4TA	4	A70P125-4	3	A70P350-4	3	A70P1000-4	6
A70P40-4TI	3	A70P125-4TA	4	A70P400-4	3		
A70P50-4	3	A70P150-4	3	A70P400-4TA	4		

* For ampere ratings and styles not listed, call Technical Services at 978-465-4853.

DIMENSIONS

* Optional Trigger Actuator

Outline Ref.	Mounting Type	Fig.	Dimensions - Inches (mm)									
			A	B	C	D	E	F	G	H	J	
A70P10 to 30	1	1	2.00	.56	-	-	-	-	-	-	-	-
			{50.8}	{14.2}	-	-	-	-	-	-	-	-
A70P10 to 30	4	2	2.88	.56	1.88	2.50	-	.27	.41	-	-	
			{73.2}	{14.2}	{47.8}	{63.5}	-	{6.9}	{10.4}	-	-	
A70P35 to 60	4, 4TA*, 4TI	3, 4*	4.38	1.00	2.88	3.69	3.50	.31	.75	.13	-	
			{111}	{25.4}	{73.2}	{93.7}	{88.9}	{7.9}	{19.1}	{3.2}	-	
A70P70 to 100	4, 4TA*, 4TI	3, 4*	4.38	1.22	2.88	3.69	3.56	.31	1.00	.19	-	
			{111}	{31.0}	{73.2}	{93.7}	{90.4}	{7.9}	{25.4}	{4.8}	-	
A70P125 to 200	4, 4TA*, 4TI	3, 4*	5.09	1.50	2.84	4.16	3.53	.41	1.00	.25	-	
			{129}	{38.1}	{72.1}	{106}	{89.7}	{10.4}	{25.4}	{6.4}	-	
A70P225 to 400	4, 4TA*, 4TI	3, 4*	5.09	2.00	2.84	4.16	3.53	.41	1.50	.24	-	
			{129}	{50.8}	{72.1}	{106}	{89.7}	{10.4}	{38.1}	{6.4}	-	
A70P450 to 600	4, 4TA*, 4TI	3, 4*	7.09	2.38	2.84	5.25	4.94	.53	2.00	.38	-	
			{180}	{60.5}	{72.1}	{133}	{125}	{13.5}	{50.8}	{9.7}	-	
A70P700 to 800	4, 4TI	5	6.81	2.88	3.31	5.31	-	.63	2.00	.38	.31	
			{173}	{73.2}	{84.1}	{135}	-	{16.0}	{50.8}	{9.7}	{7.9}	
A70P900 to 1000	4, 4TI	6	7.59	3.50	3.84	5.97	5.22	.63	2.75	.50	1.38	
			{193}	{88.9}	{97.5}	{152}	{133}	{16.0}	{69.9}	{12.7}	{35.1}	

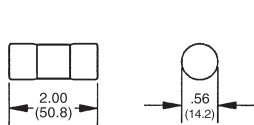


Figure 1

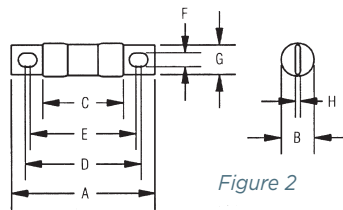


Figure 2

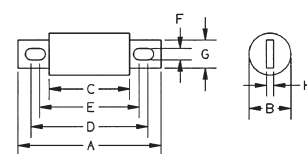


Figure 3

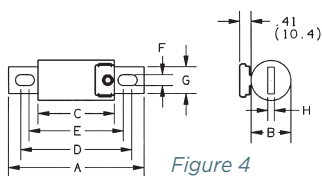


Figure 4

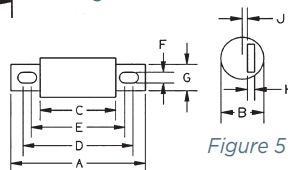


Figure 5

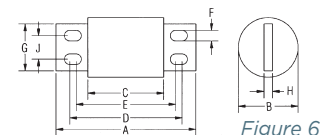


Figure 6