



Shown with optional cable management system.

SmartDC™

Multi-Standard DC Fast Charging Station

Equipped with both CHAdeMO and SAE Combo connectors, the SmartDC™ charging station is designed to offer a fast, reliable charging experience for every electric vehicle capable of DC fast-charging.

Benefits

- Reduce Mean Time To Repair (MTTR) and enhance customer experience with the remote management tool (based on ONP-Intranetworking open protocol)
- Avoid peak energy demand and save on operational expenditures with adjustable output power control option

Smart Charging Solution

- **Enhanced charging station owner experience** – Complete remote management capabilities including software and firmware update when using FLO's™ global management services
- **Enhanced user experience** – Deliver real-time updates and notifications to drivers
- **Revenue generation** – Implement payment services to generate revenue
- **Access Control** – Configure stations to authorize access using the FLO™ mobile app or RFID card authentication, or allow unrestricted access to the station

Key features

- Robust NEMA type 3R casing, reliable and designed to withstand harsh weather and corrosion
- Modular design to facilitate servicing and maintenance
- Available in two versions: 50kW and 100kW maximum output
- Compatible with the CHAdeMO and SAE J1772 Combo protocols (Tesla compatible, w/ adapter)
- RFID card and/or mobile app authentication and payment
- Optional cable management system in the 50 kW version

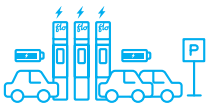
Overview

The SmartDC™ is a robust, reliable, 50kW or 100kW multi-standard charging station for commercial and industrial applications designed for indoor and outdoor use. Its sturdy construction ensures longer service life and greater operational reliability, even in hard environmental conditions.

Operating with FLO's™ Global Management Services, the SmartDC™ is equipped with adjustable power capability (PowerLimiting™), which enables limiting peak power demand from the grid, helping reduce the associated "demand charges." It also comes with a remote management tool that connects with FLO's™ cloud-based servers, allowing for remote updates and monitoring.



Applications



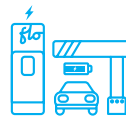
Commercial

For parking lot owners interested in offering their customers a first-class experience by providing EV DC fast-charging service.



Fleet

For EV fleet managers who want to minimize charging time and maximize the usage rate of their fleet.



Gas stations

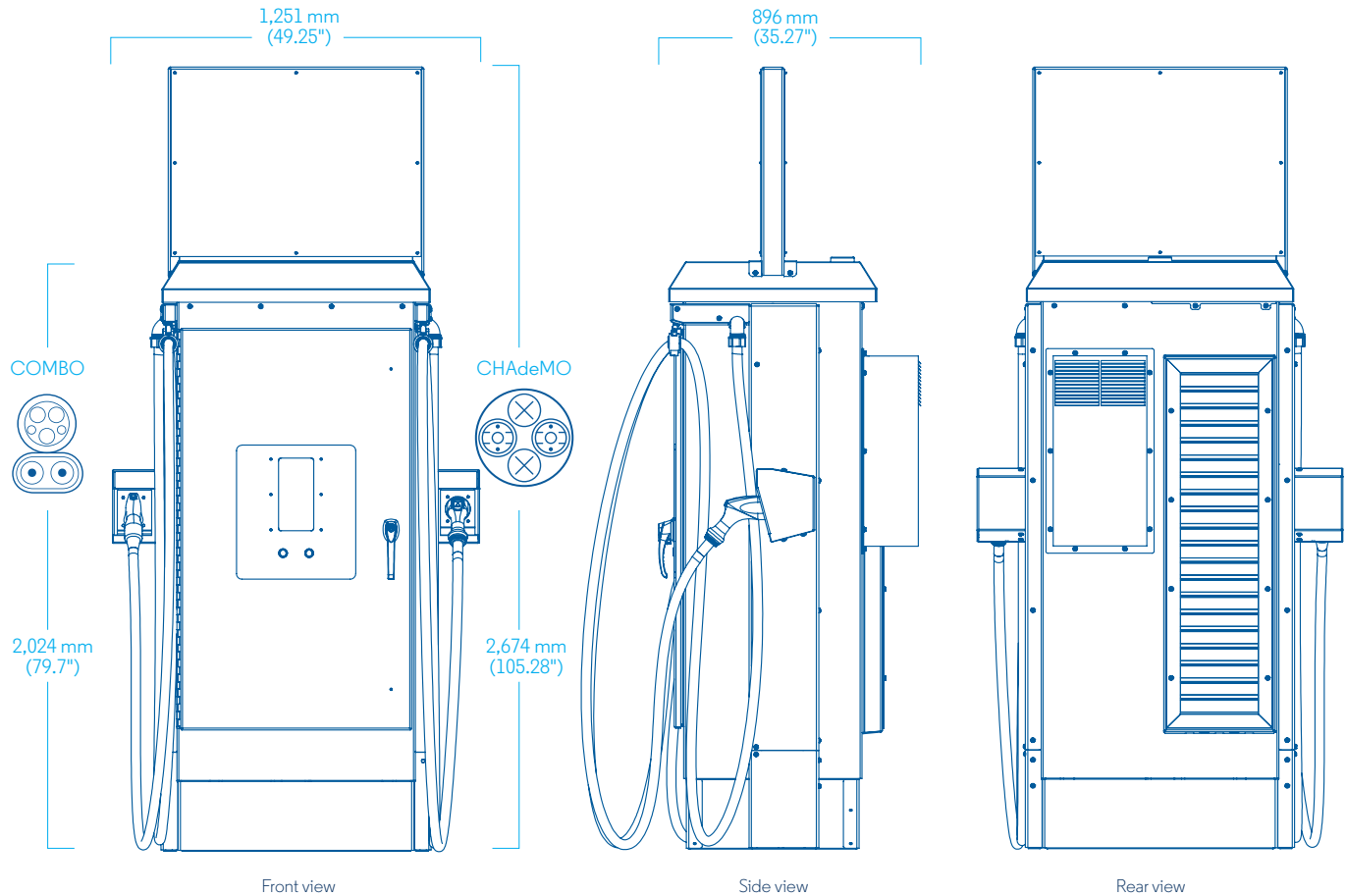
For gas station owners who wish to offer a complementary service that will help retain customers migrating to EVs.



Rest areas

For public administrators responsible for highways that wish to encourage electromobility between cities.

Dimensions and customization



Every charging station includes a customizable branding area. This area allows the display of partner logos or other publicity.

Customizable partner panel area

Dimensions (H x W): 262 mm (10.31") x 415 mm (16.14")

Contact FLO™ for artwork templates and material specifications.

