

JUNO[®]**TRAC-MASTER**[®]

Avant Garde

CLOSE-UP SERIES**T220, T230, T231, T238 and T239**

Project: _____

Fixture Type: _____

Location: _____

Contact/Phone: _____

PRODUCT DESCRIPTION

Juno's Close-Up Series has graceful lines with an extremely compact design. The fixture has a low profile that "hugs" the trac and an integral handle that allows maximum aiming capability. The high quality polycarbonate design is offered in five unique styles: a Shaded PAR20, an Open and a Shaded PAR30 and an Open and a Shaded PAR38.

Socket Medium base porcelain with nickel plated copper screw shell.

Aiming 90° vertical aiming capability and 321° rotation.

Adapter Copper alloy contacts provide precise spring action - no arcing and will not take a set • True, positive electrical ground • On/off switch included • Patented embossed polarity arrows on bottom of adapter • Spring-loaded positive latch with embossed polarity arrows secures trac light to trac • "Pull-up" contact to up position for two-circuit application.

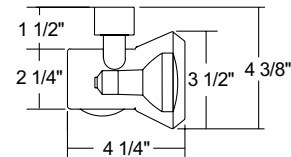
Labels UL listed, CSA certified.

Specifications subject to change without notice.

**Line Voltage PAR20**

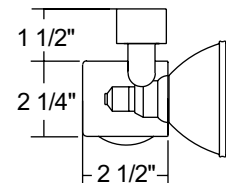
Construction Polycarbonate body with painted formed steel shade.

Catalog Number	Finish	Lamp
T220 WH	White Body/White Shade	50W PAR20
T220 BL	Black/Black Shade	50W PAR20
T220 SC	Black/Satin Chrome Shade	50W PAR20

**Line Voltage PAR30**

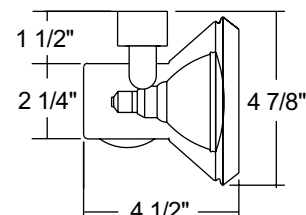
Construction Polycarbonate body

Catalog Number	Finish	Lamp
T230 WH	White	75W PAR30
T230 BL	Black	75W PAR30

**Line Voltage PAR30**

Construction Polycarbonate body with painted formed steel shade.

Catalog Number	Finish	Lamp
T231 WH	White Body/White Shade	75W PAR30
T231 BL	Black/Black Shade	75W PAR30
T231 SC	Black/Satin Chrome Shade	75W PAR30

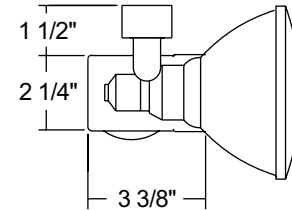


TRAC-MASTER®

Avant Garde

CLOSE-UP SERIES**T220, T230, T231, T238 and T239****Line Voltage PAR38****Construction** Polycarbonate body

Catalog Number	Finish	Lamp
T238 WH	White	150W PAR38
T238 BL	Black	150W PAR38

**Line Voltage PAR38****Construction** Polycarbonate body with painted formed steel shade.

Catalog Number	Finish	Lamp
T239 WH	White Body/White Shade	150W PAR38

