



# FOR USE WITH PANDUIT PAN-WAY SURFACE RACEWAYS AND JUNCTION BOXES

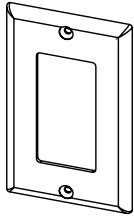
## PAN-WAY FACEPLATES

PART NUMBERS: CPG, CPG-2G, CPN, CPN-2G, ECPG, ECPG-2G, WPS-20,  
WPS-202, CP106, CP106-2G, WPS-R20, WPS-R202

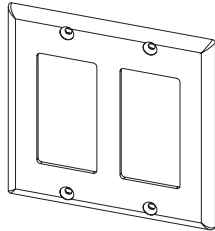
### INSTALLATION INSTRUCTIONS

© Panduit Corp. 2008


Printed In USA




CPG  
WPS-R20




CPG-2G  
WPS-R202



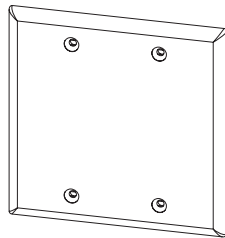
ECPG



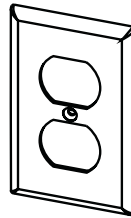
ECPG-2G



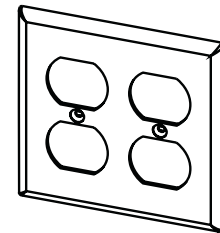
CPN



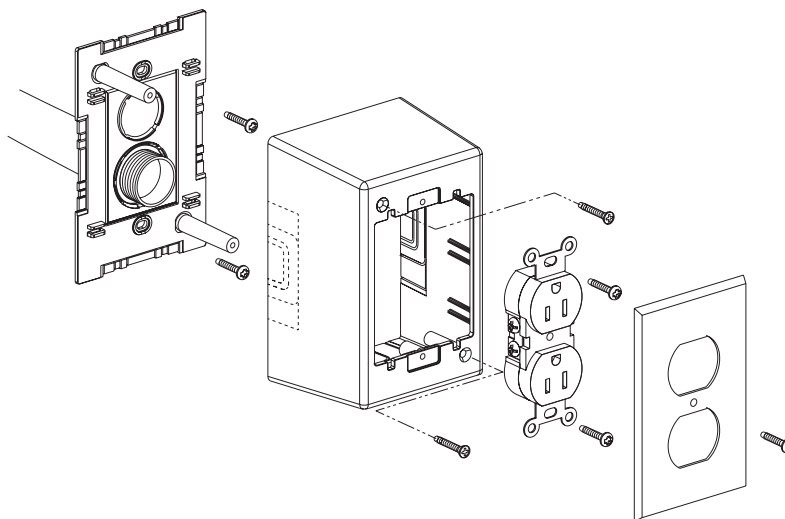
CPN-2G



CP106  
WPS-20



CP106-2G  
WPS-202



INSTRUCTION SHEET RW18D

### WORLDWIDE SUBSIDIARIES AND SALES OFFICES

17301 Ridgeland Avenue  
Tinley Park, IL 60477-3901  
Web Site: [www.panduit.com](http://www.panduit.com)



RACEWAY SYSTEMS DIVISION

Fax: 708-532-1811  
Technical Support: 800-777-3300