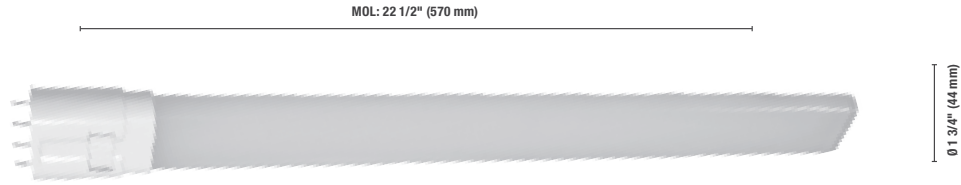



LED CFL Replacement

LED lamps are the ideal solution to replace plug-in compact fluorescent lamps and are just as easy to install. These LED lamps are available in 2-pin and 4-pin, as well as in horizontal and vertical models.

They are perfect for use in commercial buildings, hotels and offices by providing an eco-friendly and cost saving alternative to any ceiling fixture, recessed can, downlight or sconce.



Horizontal 3 CCT



2G11



Horizontal

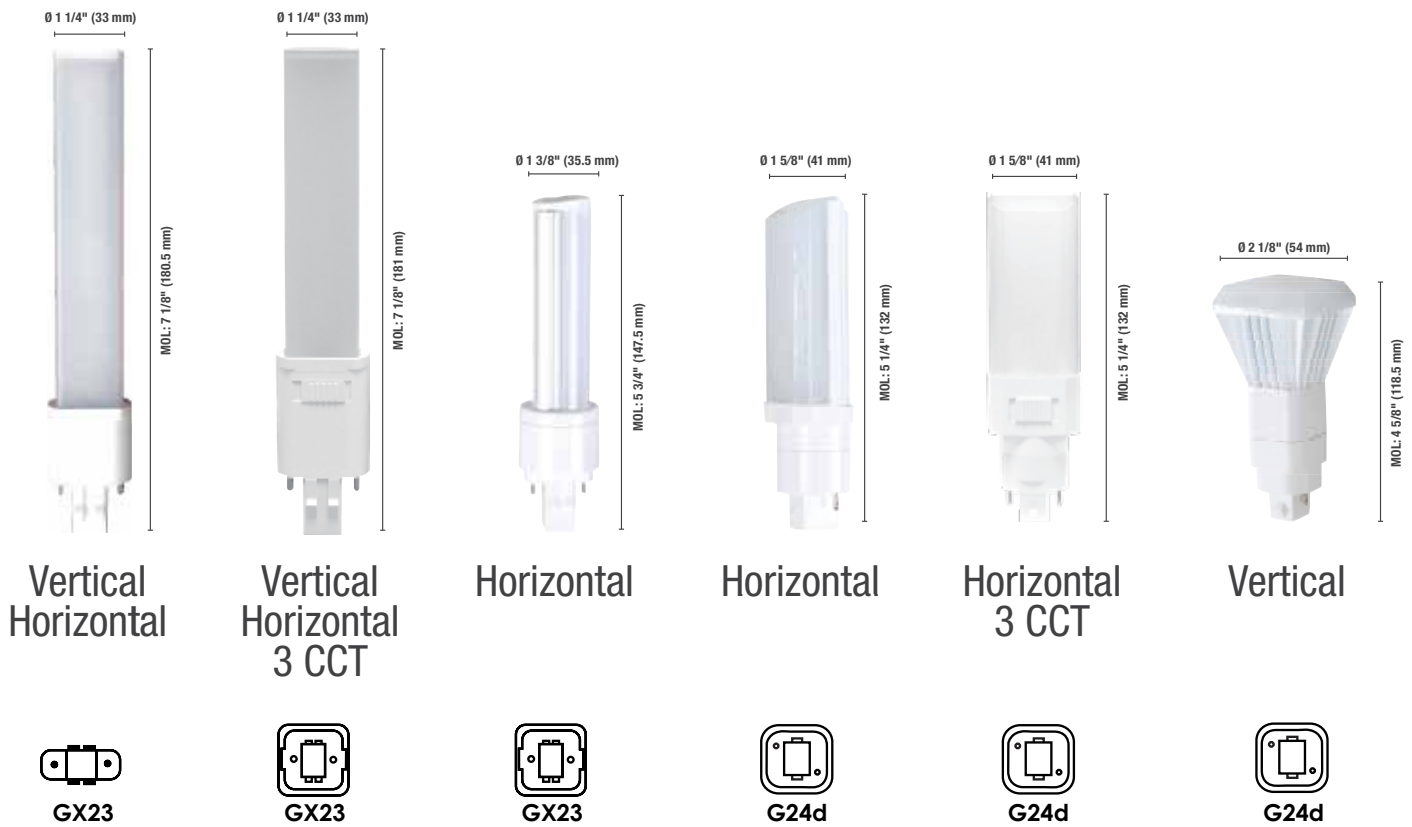


2G11

Order code	Description	Watts (W)	Base	Color temp. (K)	CRI	Life L70 (hrs)	Lumen output (lm)	Traditional equivalent (W) CFL	Operating position	Case qty (master)
PLL										
Electronic ballast compatible installation										
65603 ¹	LED/PLL/19W/35K/2G11/ND/STD	19	2G11	3 500	83	50 000	1 900	40	Horizontal	30
65604 ¹	LED/PLL/19W/40K/2G11/ND/STD	19	2G11	4 000	83	50 000	2 000	40	Horizontal	30
PLL - CCT Selectable										
69382	PLL/S2/19W/3CCT/2G11/ND/STD	19	2G11	3 500/4 000/5 000	83	50 000	2 650/2 750/2 700	40	Horizontal	30

¹Lumen values are derived from photometric testing
¹This lamp only operates on electronic ballasts in 120-277/347 V applications





Order code	Description	Watts (W)	Base*	Color temp. (K)	CRI	Life L70 (hrs)	Lumen output (lm)	Traditional equivalent (W) CFL	Operating position	Case qty (inner/master)
------------	-------------	-----------	-------	-----------------	-----	----------------	-------------------	--------------------------------	--------------------	-------------------------

PL 2-pins

Dual installation: Ballast compatible or bypass

65366 ¹	LED/PLV-H/6W/TT/27K/GX23/ND/STD	6	GX23	2 700	83	50 000	525	13	Vertical-Horizontal	1/20
65371 ¹	LED/PLH/6W/DTT/27K/GX23/ND/STD	6	GX23	2 700	83	50 000	500	13	Horizontal	10/50
65372 ¹	LED/PLH/6W/DTT/40K/GX23/ND/STD	6	GX23	4 000	83	50 000	525	13	Horizontal	10/50
64898 ¹	LED/PLVL/11W/27K/2P/ND/STD	11	G24d	2 700	82	50 000	947	18/26	Vertical	10/50
64899 ¹	LED/PLH/11W/27K/2P/ND/STD	11	G24d	2 700	82	50 000	962	18/26	Horizontal	10/50
64478 ¹	LED/PLVL/11W/40K/2P/ND/STD	11	G24d	4 000	84	50 000	1 144	18/26	Vertical	10/50

PL 2-pins - CCT Selectable

69383	PLV-H/S2/6W/TT/3CCT/GX23/ND/STD	6	GX23	2 700/3 000/3 500	83	50 000	600/650/625	13	Vertical-Horizontal	1/20
69384	PLV-H/S2/6W/TT/3CCT1/GX23/ND/STD	6	GX23	3 000/4 000/5 000	83	50 000	615/675/650	13	Vertical-Horizontal	1/20
69385	PLH/S2/8W/3CCT/2P/ND/STD	8	G24d	3 000/3 500/4 000	83	50 000	975/1 075/1 050	13/18/26	Horizontal	1/50

*LED PL Bases Replacement for CFL bases

GX23	GX23, GX23-2
G24d	G24d-2, G24d-3

NOTE: These LED lamps are a direct replacement for the CFL bases listed above. However, the base compatibility of these LED lamps is not limited to the CFL bases mentioned above.

Lumen values are derived from photometric testing
¹This lamp only operates on magnetic ballasts or ballast bypass in 120-277V applications
 Not for use in 347V direct line voltage applications



Ø 1 13/32" (35.5 mm)



MO.L: 5 1/2" (139.5 mm)

Horizontal
6 W



G24q

Ø 1 3/8" (35 mm)



MO.L: 5 1/2" (139 mm)

Horizontal
6 W
5 CCT



G24q

Ø 1 5/8" (41 mm)



MO.L: 5 3/16" (132 mm)

Horizontal
13 W



G24q

Ø 1 5/8" (41 mm)



MO.L: 5 7/8" (150 mm)

Horizontal
9 W
3 CCT



G24q

Ø 2 1/8" (54 mm)



MO.L: 4 3/4" (119 mm)

Vertical
9 W
3 CCT



G24q

Ø 2 1/8" (54 mm)



MO.L: 4 21/32" (118.5 mm)

Vertical
13 W



G24q

Order code	Description	Bare lamp watts (W)	System watts (W)	Base*	Color temp. (K)	CRI	Life L70 (hrs)	Lumen output (lm)	Traditional equivalent (W) CFL	Operating position	Case qty (inner/master)
------------	-------------	---------------------	------------------	-------	-----------------	-----	----------------	-------------------	--------------------------------	--------------------	-------------------------

PL 4-pins

Ballast bypass installation

65368 ^{1,3}	LED/PLH/6W/DTT/30K/G24q/ND/STD	6	-	G24q	3 000	83	50 000	525	13	Horizontal	10/50
65369 ^{1,3}	LED/PLH/6W/DTT/35K/G24q/ND/STD	6	-	G24q	3 500	83	50 000	500	13	Horizontal	10/50

Electronic ballast compatible installation

64470 ²	LED/PLVL/9W/27K/4P/ND/STD	9	13	G24q	2 700	81	50 000	997	18/26	Vertical	10/50
64473 ²	LED/PLH/9W/30K/4P/ND/STD	9	13	G24q	3 000	81	50 000	1 027	18/26	Horizontal	10/50
64475 ²	LED/PLH/9W/35K/4P/ND/STD	9	13	G24q	3 500	80	50 000	1 118	18/26	Horizontal	10/50
64476 ²	LED/PLVL/9W/40K/4P/ND/STD	9	13	G24q	4 000	84	50 000	1 166	18/26	Vertical	10/50

PL 4-pins - CCT Selectable

69602	PLH/S2/6W/5CCT/G24q/ND/STD	6	N/A	G24q	2 700/3 000/3 500/4 000/5 000	83	50 000	550/575/600/625/625	13	Horizontal	10/50
69386	PLVL/S2/9W/3CCT/4P/ND/STD	9	11	G24q	3 000/3 500/4 000	83	50 000	1 025/1 100/1 050	13/18/26	Vertical	10/50
69387	PLH/S2/9W/3CCT/4P/ND/STD	9	11	G24q	3 000/3 500/4 000	83	50 000	1 025/1 100/1 050	13/18/26	Horizontal	10/50

*LED PL Bases Replacement for CFL bases

G24q-6W	G24q-1, GX24q-1
G24q-13W	G24q-2, G24q-3, GX24q-2, GX24q-3

NOTE: These LED lamps are a direct replacement for the CFL bases listed above. However, the base compatibility of these LED lamps is not limited to the CFL bases mentioned above.

Lumen values are derived from photometric testing
¹ This lamp only operates on ballast bypass installation in 120-277V applications
 Not for use in 347V direct line voltage applications

