

EUROPEAN PILLAR STYLE TERMINAL BLOCKS

European Pillar Style Terminal Blocks

C3

General Information: These screw terminal strips are used for connecting stranded or solid wires, ranging from 22-8 AWG, depending on the product selected. Each strip has 12 circuits and can easily be cut to the required number of poles. Standard 12 pole blocks can be supplied in cut sections 1 – 12 way at an extra charge. For a section which is not an equal division of 12, a surplus will be charged.

A mounting hole is provided between every pole. The screws are protected against working loose and are backed out for easy wiring. All the metal parts of these blocks are captive and completely recessed and have a dead front design to ensure safety and prevent short circuiting.

All of these blocks are available with a wire protector spring, by adding the suffix –DS to the part number, which prevents damage to the wire from the turning screw. In addition, there is a built-in centre stop to prevent the overlapping of wires.

For proper circuit identification, single or double width marking strips are available, which can easily be marked with a felt-tip pen.

Materials:

- Insulating Body: Polyamide 6, self-extinguishing to UL 94, colour natural, tracking resistance KB>600 to DIN 53480
- Rated Temperature: 110°C, short period 180°C; cold resistance to -40°C
- Clamping Part: Brass Nickel Plated
- Clamping Screw: Chrome Plated Steel M 2.6-5
- Wire Protection Spring: Stainless Steel or Phosphor Bronze

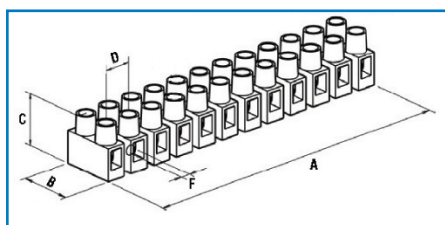


FIGURE A

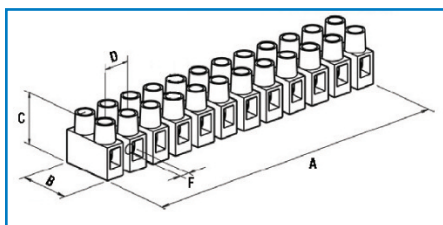


FIGURE B

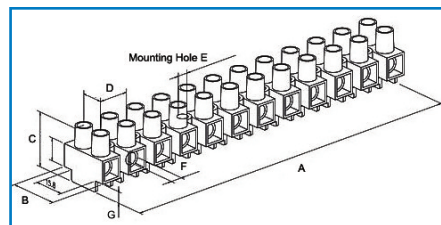





FIGURE C



Model	Approvals	Wire Range	Figure	Ratings	Mounting Hole E	Screw	Dimensions(mm)					
							A	B	C	D	F	G
EKL0EFPADS		22-14 AWG	B	20A / 300V	2.8	M2.6	93.6	16.2	15.4	8.0	2.8	--
EKL1BEF3.5PADS		20-12 AWG	C	30A / 300V	3.5	M3	117	18.6	18.5	10.0	3.6	3.5
EKL2EF3.5PADS		14-10 AWG	C	35A / 300V	3.6	M3.5	132.7	22.2	20.8	11.5	4.2	3.5
EKL3EFM4PADS		14-8 AWG	C	50A / 600V	5.2	M4	178.9	25.2	26.3	15.0	5.8	5.5
PA8-12*		22-12 AWG	A	7A / 300V	--	M2.6x5	96.20	17.00	14.50	8.20	3.3+-0.1	--
PA8-12-DS		22-12 AWG	A	10A / 300V	--	M2.6x5	96.20	17.00	14.50	8.20	2.8+-0.1	--
PA10-12		22-10 AWG	A	20A / 300V	--	M3.0x6	117.2	20.20	16.80	10.00	3.4+-3.4	--
PA10-12-DS		18-14 AWG	A	20A / 300V	--	M3.0x6	117.2	20.20	16.80	10.00	3.4+-3.4	--
PA12-12		22-10 AWG	A	35A / 300V	--	M3.5x7	140.7	23.80	19.00	12.00	4.2+-4.2	--
PA12-12-DS		22-8 AWG	A	35A / 300V	--	M3.5x7	140.7	23.80	19.00	12.00	4.2+-4.2	--

* Economy 85°C