

RMSM PAR18/MR16 MINI REMOTE

PLASTIC CONSTRUCTION
 SINGLE, DOUBLE, TRIPLE, OR QUAD
 6 V, 12 V & 24 V LAMPS
 LED, & TUNGSTEN



The RMSM series of commercial thermoplastic PAR18/MR16 remotes provides the perfect balance of value and performance. The heads are fully adjustable and both tilt and swivel are lockable. The standard canopy is designed to mount directly to typical electrical junction boxes. Available in 6 V, 12 V and 24 V models, utilizing either LED or tungsten lamps

FEATURES & SPECIFICATIONS






- UV stabilized, high impact thermoplastic, composite head construction
- Fully adjustable - both tilt and swivel
- 5" diameter thermoplastic canopy standard
- Two surface canopy mounting holes designed to match standard electrical junction boxes
- White color is standard, black is optional
- Variety of lamp options:
 - 6 V DC, 12 V DC or 24 V DC
 - Tungsten lamps
 - LED lamps
- AimLite's LED current technology ensures the lumens output remains constant throughout the battery's discharge whether at 6 V, 12 V, or 24 V applications.

NUCLEUS

- This unit can be connected to Nucleus's smart battery unit. Please view the Nucleus brochure for more details on this technology.

APPROVALS

- CSA Certified to C22.2 #141-15
- Meets requirements of ICES-005

| OVERVIEW | | | |
|--|---|---|--|
| LIGHT SOURCE | LED OR INCANDESCENT | DC VOLTAGE (V DC) | 6, 12, 24 |
|  NUCLEUS COMPATIBLE |  QUICKSHIP |  LED |  ICES 005  |

For complete warranty details, please see our terms and conditions on our website.

Data is based upon tests performed in a controlled environment. Actual performance can vary depending on operating conditions. All products are subject to change or may be discontinued any time without notice.

TYPICAL SPECIFICATION



TYPICAL SPECIFICATION

Remote head shall be () V, () W, () lumens, fully adjustable for maximum spacing, injection molded, impact resistant, flame retardant thermoplastic. The LED's, lens and circuit boards shall be fully integrated in the molded shell to ensure extended life and maximum performance. Fixture shall be supplied with a canopy for installation on any four-inch octagon box. The remote fixtures shall be certified to CSA 22.2 No.141-15 and be ICES005 compliant. The remote unit shall be Aimlite model: RMSM _____

QUICK SHIP ORDERING GUIDE



| PART NO | DC VOLTS (V DC) | NBR OF HEADS | HEAD | LAMP (W) | LIGHT SOURCE | COLOR |
|------------------|--------------------|-----------------|------|-------------|--------------|-------|
| RMSM1-06V2WLJWHT | 6 | 1 | RMSM | 2 | LED | WHITE |
| RMSM1-12V2WLJWHT | 12 | 1 | RMSM | 2 | LED | WHITE |
| RMSM1-06-12V3WLJ | 6-12 | 1 | RMSM | 3 | LED | WHITE |
| RMSM1-06-12V4WLJ | 6-12 | 1 | RMSM | 4 | LED | WHITE |
| RMSM1-06V09WT | 6 | 1 | RMSM | 9 | TUNGSTEN | WHITE |
| RMSM1-12V09WT | 12 | 1 | RMSM | 9 | TUNGSTEN | WHITE |
| RMSM1-24V09WT | 24 | 1 | RMSM | 9 | TUNGSTEN | WHITE |
| RMSM2-06V2WLJWHT | 6 | 2 | RMSM | 2 | LED | WHITE |
| RMSM2-12V2WLJWHT | 12 | 2 | RMSM | 2 | LED | WHITE |
| RMSM2-06-12V3WLJ | 6-12 | 2 | RMSM | 3 | LED | WHITE |
| RMSM2-06-12V4WLJ | 6-12 | 2 | RMSM | 4 | LED | WHITE |
| RMSM2-06V09WT | 6 | 2 | RMSM | 9 | TUNGSTEN | WHITE |
| RMSM2-12V09WT | 12 | 2 | RMSM | 9 | TUNGSTEN | WHITE |
| RMSM2-24V09WT | 24 | 2 | RMSM | 9 | TUNGSTEN | WHITE |

QUICK SHIP: Product availability is subject to change without notice. Please contact your AimLite customer service representative to confirm inventory levels at time of order.

ORDERING GUIDE - LED

RMSM [] - [] [] [] [] / []

| SERIES | NBR OF HEADS | VOLTS (V DC OPERATIONAL) | WATTAGE (W) | LAMP TYPE | COLOR | OPTIONS |
|--------|---|--------------------------|-------------|-----------|--|---------------|
| RMSM | 1 - SINGLE HEAD | 06-12 V - 6 TO 12 | 3W - 3 | LJ - LED | WHT - WHITE (STANDARD) BLK - BLACK | LCP, VDR, WGD |
| | 2 - DOUBLE HEAD | | 4W - 4 | | | |
| | 3 - TRIPLE HEAD | | 5W - 5 | | | |
| | 4 - QUAD HEAD (REQUIRE 12" DIA. CANOPY) | 12-24 V - 12 TO 24 | 6W - 6 | LA - LED | | |
| | | 24 V - 24 | 7W - 7 | | | |
| | 1 - SINGLE HEAD | NUC - NUCLEUS DRIVER | 5W - 5 | LR - LED | | |
| | 2 - DOUBLE HEAD | NUC - NUCLEUS DRIVER | 2.5W - 2.5 | LA - LED | | |
| | | | 5W - 5 | LJ - LED | | |

ORDERING GUIDE - INCANDESCENT

RMSM [] - [] [] [] [] / []

| SERIES | NBR OF HEADS | VOLTS (V DC) | LAMP | COLOR | OPTIONS |
|--------|--|--------------|--------------------------------------|--|---|
| RMSM | 1 - SINGLE HEAD | 06V - 6 | SEE LAMP SELECTION CHART BELOW | WHT - WHITE (STANDARD) BLK - BLACK | LCP - LESS CANOPY WGD - WIREGUARD (ORDER SEPARATELY) |
| | 2 - DOUBLE HEAD | 12V - 12 | | | |
| | 3 - TRIPLE HEAD | 24V - 24 | | | |
| | 4 - QUAD HEAD (REQUIRE 9.53" DIA. CANOPY) | | | | |