

Siemens
EcoTech



circuit breaker 3VA6 UL frame 150 breaking capacity class C 100kA @ 480V 3-pole, line protection ETU560, LSIG, In=100A overload protection Ir=40A...100A short-circuit protection I_{sd}=0.6..10x I_n, I_i=1.5..12x I_n N conductor protection optionally with external current transformer, up to 160% ground-fault protection I_g=0.2...1 x I_n, t_g=0.05-0.8s without connection



Model	
product brand name	SENTRON
product designation	Molded-case circuit breaker
product designation / according to UL file	CDAE
design of the product	System protection
design of the load switch / according to UL 489 / Heating, Air Conditioning, and Refrigeration circuit breaker (HACR Type)	Yes
design of the overcurrent release	ETU560
protection function of the overcurrent release	LSIG
number of poles	3
General technical data	
insulation voltage / rated value	800 V
operating voltage / at AC / rated value	690 V
power loss [W] / maximum	13 W
power loss [W] / for rated value of the current / at AC / in hot operating state / per pole	4.33 W
mechanical service life (operating cycles) / typical	25 000
electrical endurance (operating cycles) / at AC-1 / at 380/415 V	14 000
electrical endurance (operating cycles) / at AC-1 / at 690 V	9 800
electrical endurance (operating cycles) / at 480 V	14 000
electrical endurance (operating cycles) / at 600 V	9 800
product feature / for neutral conductors / upgradable/retrofitable / short-circuit and overload proof	Yes
ground-fault monitoring version	Summation current formation L-conductor
product function	
• communication function	Yes
• other measurement function	No
Net Weight	2.5 kg
Current	
marking / according to UL 489 / 100%-rated breaker	No
operational current	
• at 40 °C	100 A
• at 45 °C	100 A
• at 50 °C	100 A
• at 55 °C	100 A
• at 60 °C	100 A
• at 65 °C	100 A
• at 70 °C	100 A

Switching capacity according to IEC 60947	
switching capacity class of the circuit breaker	C
maximum short-circuit current breaking capacity (I _{cu})	
• at 240 V	150 kA
• at 415 V	110 kA
• at 690 V	2.5 kA
operating short-circuit current breaking capacity (I _{cs})	
• at 240 V	150 kA
• at 415 V	110 kA
• at 690 V	2.5 kA
short-circuit current making capacity (I _{cm})	
• at 240 V	330 kA
• at 415 V	242 kA
• at 690 V	3.8 kA

Switching capacity according to UL 489	
current breaking capacity	
• at 240 V	200 kA
• at 480 V	100 kA
• at 600 V	35 kA

Adjustable parameters	
adjustable response value setting current (I _r) / of the L-trip / with I _{2t} characteristic	
• minimum	40 A
• maximum	100 A
adjustable response value delay time (t _r) / for L-tripping / with I _{2t} characteristic	
• minimum	0.5 s
• maximum	25 s
adjustable response value setting current (I _{sd}) / of S-trip / with I _{0t} characteristic	
• minimum	60 A
• maximum	1 000 A
adjustable response value setting current (I _{sd}) / of S-trip / with I _{2t} characteristic	
• minimum	60 A
• maximum	1 000 A
adjustable response value delay time (t _{sd}) / for S-tripping / with I _{0t} characteristic	
• minimum	0.05 s
• maximum	0.5 s
adjustable response value delay time (t _{sd}) / for S-tripping / with I _{2t} characteristic	
• minimum	0.05 s
• maximum	0.5 s
adjustable response value setting current (I _i) / for I-tripping	
• minimum	150 A
• maximum	1 200 A
adjustable current response value current / for G-tripping / with standard characteristic	
• initial value	20 A
• full-scale value	100 A
adjustable response value delay time (t _g) / for G-tripping / with I _{0t} characteristic	
• minimum	0.05 s
• maximum	0.8 s
adjustable response value setting current (I _g) / for G-tripping / with I _{2t} characteristic	
• minimum	20 A
• maximum	100 A
adjustable response value delay time (t _g) / for G-tripping / with I _{2t} characteristic	
• minimum	0.05 s
• maximum	0.8 s
adjustable setting current (I _n) / for N-tripping	

• minimum	0 A
• maximum	0 A
adjustable delay time / of S-trip / with I2t characteristic / full-scale value	0.5 s
adjustable current response value current / of instantaneous short-circuit trip unit	
• minimum	150 A
• maximum	1 200 A
design of the N-conductor protection	adjustable OFF; 20% to 160%
product function / grounding protection	Yes
total break time / for G-tripping / with standard characteristic	
• initial value	0.05 s
• full-scale value	0.8 s

Mechanical Design

product component	
• undervoltage release	No
• voltage trigger	No
• trip indicator	No
height [in]	7.8 in
height	198 mm
width [in]	4.13 in
width	105 mm
depth [in]	3.39 in
depth	86 mm

Connections

arrangement of electrical connectors / for main current circuit	Without connection
type of electrical connection / for main current circuit	Without

Auxiliary circuit

number of CO contacts / for auxiliary contacts	0
--	---

Accessories

product extension / optional / motor drive	Yes
--	-----

Environmental conditions

protection class IP / on the front	IP40
ambient temperature	
• during operation / minimum	-25 °C
• during operation / maximum	70 °C
• during storage / minimum	-40 °C
• during storage / maximum	80 °C

Environmental footprint

Siemens Eco Profile (SEP)	Siemens EcoTech
reference code / according to IEC 81346-2	Q

Approvals / Certificates

General Product Approval



[Confirmation](#)



General Product Approval	EMV	Marine / Shipping
--------------------------	-----	-------------------



[Miscellaneous](#)



Marine / Shipping	other
-------------------	-------



Miscellaneous

Confirmation

Miscellaneous

Dangerous Good

Environment

[Transport Information](#)



Siemens
EcoTech



[Environmental Con-
firmations](#)

Further information

Information on the packaging

<https://support.industry.siemens.com/cs/ww/en/view/109813875>

Information- and Downloadcenter (Catalogs, Brochures,...)

<http://www.siemens.com/lowvoltage/catalogs>

Industry Mall (Online ordering system)

<https://mall.industry.siemens.com/mall/en/en/Catalog/product?mlfb=3VA6110-7JQ31-0AA0>

Service&Support (Manuals, Certificates, Characteristics, FAQs,...)

<https://support.industry.siemens.com/cs/ww/en/ps/3VA6110-7JQ31-0AA0>

Image database (product images, 2D dimension drawings, 3D models, device circuit diagrams, ...)

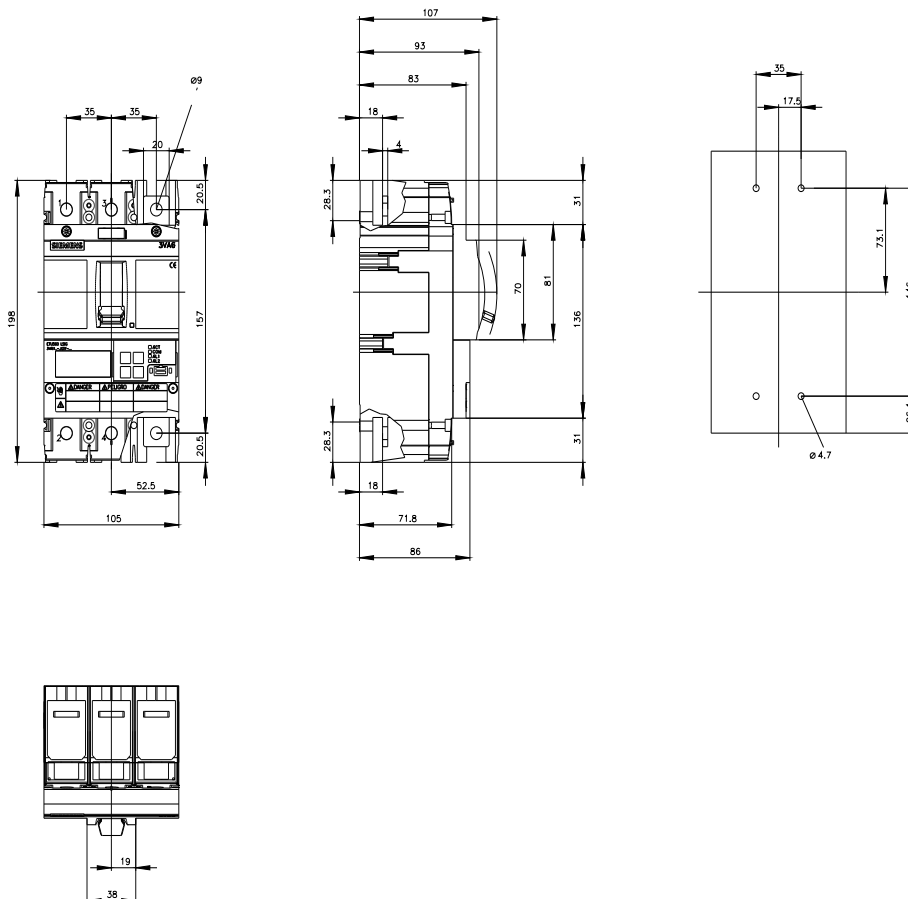
http://www.automation.siemens.com/bilddb/cax_en.aspx?mlfb=3VA6110-7JQ31-0AA0

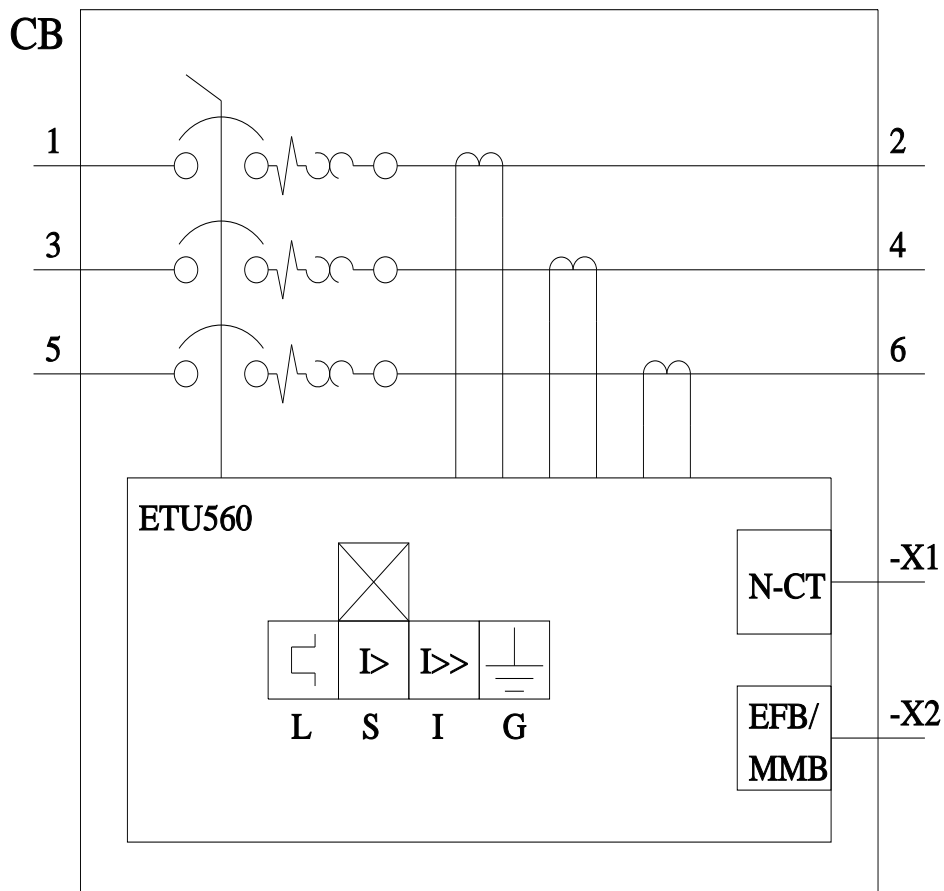
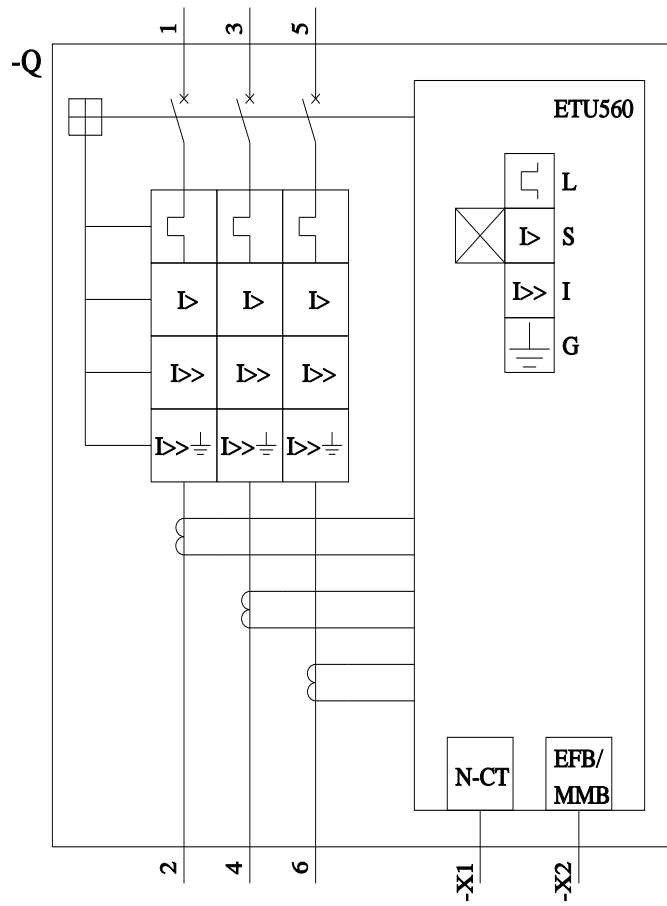
CAX-Online-Generator

<http://www.siemens.com/cax>

Tender specifications

<http://www.siemens.com/specifications>





last modified:

3/11/2024

