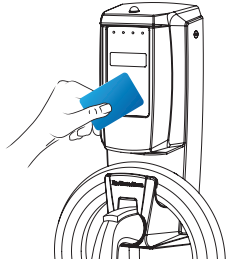


# User Guide

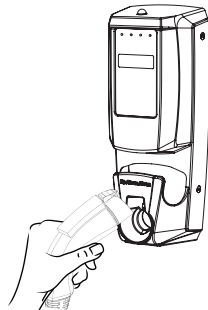
## CoRe+™ and CoRe+ MAX™



1

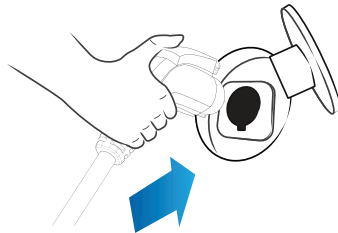
Activate the station:

- Place your card on the reader;
- OR
- Select the station in the FLO mobile app and press “Start a session”.



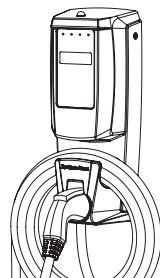
2

Pick up the connector, and unwind the cable to the length required.



3

Plug the connector into your vehicle. Charging will start immediately.



4

Once charging is complete, replace the connector in its socket.

**IMPORTANT:** Once charging is complete, make sure to wind the cable and store the connector in its socket.

Designed and manufactured by  
AddEnergy Technologies Inc. dba FLO

**For more information**  
[info@flo.com](mailto:info@flo.com)  
1 855 543 8356  
[flo.com](http://flo.com)