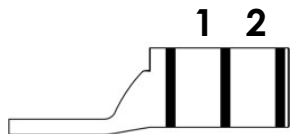
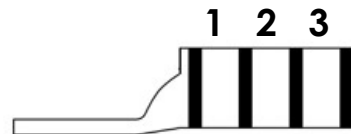
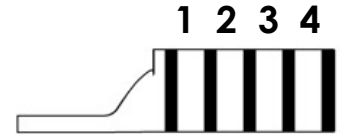




63-PC

## COPPER COMPRESSION CONNECTOR INSTALLATION

1. Use a connector marked for the wire size and wire material to be used. NEVER use a copper connector on aluminum wire.
2. Strip wire insulation to approximate length shown on tool chart. DO NOT nick or ring the conductor strands.
3. Clean the wire.
4. Insert stripped wire into connector until the wire stops.
5. Using installation tooling shown on other side, insert connector in die and crimp between color bands or knurl markings, use these markings as a guide to evenly space crimps on barrel of connector. Begin crimping near the tongue end of the lug and continue crimping toward the wire end.  
REQUIRED NUMBER OF COMPRESSIONS SHOWN ON TOOL CHART IN ( ).

NUMBER OF CRIMPS: 1NUMBER OF CRIMPS: 2NUMBER OF CRIMPS: 3NUMBER OF CRIMPS: 4

6. After crimping, inspect for sharp edges, flash or burrs and remove if present.

### Tool Chart for Compression Connectors Type LCAS and SCSS with Copper Cable

Panduit Part Number	Std. Wire Size	Wire Strip Length (in.)	CT-1700 <sup>①</sup>	CT-720	CT-810 <sup>②</sup>	CT-1250 <sup>②</sup>	CT-2600/L CT-2600/LINT CT-2600/LUK CT-2600/LAUS CT-2600/TO	<b>A</b> See Tool List Below	<b>B</b> See Tool List Below	CT-2920/CCP CT-2920/CCPINT CT-2920/CCPUK CT-2920/CCPAUS CT-2920/CCPTO CT-920CH/CCP with UA12ID Indenter Die	<b>C</b> See Uni-Die™ Dieless Tools Below	CT-3980 CT-3980/INT CT-3980/LUK CT-3980/AUS CT-3980/TO Uni-Die™ Dieless Tool
L=Lug S=Splice												
LCAS8	#8 AWG	1/2	Red P21 (2)	CD-720-1 Red P21 (1)	8 AWG Red (1)	—	KC4-8 Red (1)	CD-2001-8 Red P21 (1)	CD-920-8 Red P21 (1)	—	—	STD (1)
SCSS8		7/16										
LCAS6	#6 AWG	9/16	Blue P24 (2)	CD-720-1 Blue P24 (1)	6 AWG Blue (1)	—	KC4-6 Blue (1)	CD-2001-6 Blue P24 (1)	CD-920-6 Blue P24 (1)	—	—	STD (1)
SCSS6		7/16										
LCAS4	#4 AWG	5/8	Gray P29 (2)	CD-720-1 Gray P29 (1)	4 AWG Gray (1)	—	KC4-4 Gray (1)	CD-2001-4 Gray P29 (1)	CD-920-4 Gray P29 (1)	STD (1)	(1)	STD (1) #4 AWG STR, #2 AWG SOL
SCSS4		7/16										
LCAS2	#2 AWG	5/8	Brown P33 (2)	CD-720-1 Brown P33 (1)	2 AWG Brown (1)	—	KC4-2 Brown (1)	CD-2001-2 Brown P33 (1)	CD-920-2 Brown P33 (1)	STD (1)	(1)	STD (1)
SCSS2		9/16										
LCAS1	#1 AWG	11/16	Green P37 (3)	CD-720-2 Green P37 (1)	1 AWG Green (1)	2 AWG Green (1)	KC4-1 Green (1)	CD-2001-1 Green P37 (1)	CD-920-1 Green P37 (1)	STD (1)	(1)	STD (1)
SCSS1												
LCAS1/0	1/0 AWG	3/4	—	CD-720-2 Pink P42 (1)	1/0 AWG Pink (1)	1/0 AWG Pink (1)	KC4-1/0 Pink (1)	CD-2001-1/0 Pink P42 (1)	CD-920-1/0 Pink P42 (1)	STD (1)	(1)	STD (1)
SCSS1/0		11/16										
LCAS2/0	2/0 AWG	3/4	—	CD-720-2 Black P45 (2)	—	2/0 AWG Black (2)	KC4-2/0 Black (2)	CD-2001-2/0 Black P45 (2)	CD-920-2/0 Black P45 (1)	STD (1)	(1)	STD (1)
SCSS2/0												
LCAS3/0	3/0 AWG	7/8	—	CD-720-2 Orange P50 (2)	—	—	KC4-3/0 Orange (2)	CD-2001-3/0 Orange P50 (2)	CD-920-3/0 Orange P50 (1)	STD (1)	(1)	STD (1)
SCSS3/0		3/4										
LCAS4/0	4/0 AWG	1	—	CD-720-3 Purple P54 (2)	—	4/0 AWG Purple (2)	KC4-4/0 Purple (2)	CD-2001-4/0 Purple P54 (2)	CD-920-4/0 Purple P54 (1)	STD (1)	(1)	STD (1)
SCSS4/0		13/16										
LCAS250	250 kcmil	1-1/8	—	CD-720-3 Yellow P62 (2)	—	—	KC4-250 Yellow (2)	CD-2001-250 Yellow P62 (2)	CD-920-250 Yellow P62 (1)	STD (1)	(1)	STD (1)
SCSS250		1-1/16										

①The crimp die pockets are integrated into the tool frame.  
 ②CD-920 dies can be used with CT-940CH series and CT-2940 series tools with die adapter.  
 ③ Rotate gauge selector to the indicated gauge setting

**A** CT-2001, CT-2001/L, CT-2001/LE, CT-2002, CT-2002/L, CT-3001, CT-3001/E, CT-3001/ST, CT-3001/STINT, CT-3001/STUK, CT-3001/STAUS, CT-3001/TO, CT-3001/CCP, CT-3001/CCPINT, CT-3001/CCPUK, CT-3001/CCPAUS, CT-3001/CCPTO

**B** CT-920, CT-920/CV, CT-920CH, CT-920CH/CV, CT-920CH/CCP, CT-930, CT-930CH, CT-930LPCH, CT-940CH<sup>③</sup>, CT-2920, CT-2920/CCP, CT-2920/CCPINT, CT-2920/CCPUK, CT-2920/CCPAUS, CT-2920/CCPTO, CT-2930, CT-2930/L, CT-2930/LE, CT-2931, CT-2931/ST, CT-2931/STINT, CT-2931/STUK, CT-2931/STAUS, CT-2931/TO, CT-2931/STCV, CT-2931/STCVINT, CT-2931/STCVUK, CT-2931/STCVAUS, CT-2931/CVTO, CT-2940<sup>③</sup>, CT-2940/L<sup>③</sup>, CT-2940/LE<sup>③</sup>, CT-2940/ST<sup>③</sup>, CT-2940/STINT<sup>③</sup>, CT-2940/STUK<sup>③</sup>, CT-2940/STAUS<sup>③</sup>, CT-2940/TO<sup>③</sup>

**C** CT-980, CT-980CH, CT-980LPCH, CT-2950, CT-2980, CT-2980/L, CT-2980/LE, CT-2980/ST, CT-2980/STINT, CT-2980/STUK, CT-2980/STAUS, CT-2980/TO, CT-2981

## Tool Chart for Compression Connectors Type LCA, LCA<sup>®</sup>, LCD, LCDN, and SCS with Copper Cable

Panduit Part Number	Std. Wire Size	Wire Strip Length (in.)	CT-1570	CT-1701 <sup>①</sup>	CT-2300/ST CT-2300/STINT CT-2300/STAU CT-2300/STUK CT-2300/TO	CT-600A	CT-1700 <sup>①</sup>	CT-720	CT-810 <sup>②</sup>	CT-1250 <sup>③</sup>	CT-2600/L CT-2600/LINT CT-2600/LUK CT-2600/LAUS CT-2600/TO	A See Tool List Below	B See Tool List Below	CT-2920/CCP CT-2920/CCPINT CT-2920/CCPUK CT-2920/CCPAUS CT-2920/CCPTO CT-920CH/CCP with UA12ID Indenter Die	C See Uni-Die™ Dieless Tools Below	CT-3980 CT-3980/INT CT-3980/LUK CT-3980/AUS CT-3980/TO Uni-Die™ Dieless Tool
L=Lug S=Splice																
LCA10 LCD10	#14 – #10 AWG STR. #12 – #10 AWG SOL	7/16	12-10 (1)	P10 (1)	CD-570 12-10 (1)	CT-570CH 12-10 (1)	—	—	—	—	—	—	—	—	—	—
LCA8 LCA <sup>®</sup> 8 LCD8 LCDN8	#8 AWG	5/8	—	—	—	—	Red P21 (2)	CD-720-1 Red P21 (1)	8 AWG Red (1)	—	KC4-8 Red (1)	CD-2001-8 Red P21 (1)	CD-920-8 Red P21 (1)	—	—	STD (1)
SCS8		11/16														
LCA6 LCA <sup>®</sup> 6 LCD6 LCDN6	#6 AWG	7/8	—	—	—	—	Blue P24 (2)	CD-720-1 Blue P24 (1)	6 AWG Blue (1)	—	KC4-6 Blue (1)	CD-2001-6 Blue P24 (1)	CD-920-6 Blue P24 (1)	—	—	STD (1)
SCS6		13/16														
LCA4 LCA <sup>®</sup> 4 LCD4 LCDN4	#4 – #3 AWG STR. #2 AWG SOL	7/8	—	—	—	—	Gray P29 (2)	CD-720-1 Gray P29 (1)	4 AWG Gray (1)	—	KC4-4 Gray (1)	CD-2001-4 Gray P29 (1)	CD-920-4 Gray P29 (1)	STD (1)	#4 – #2 AWG #2 AWG SOL Only (1)	STD (1)
SCS4		13/16														
LCA2 LCA <sup>®</sup> 2 LCD2 LCDN2	#2 AWG	15/16	—	—	—	—	Brown P33 (2)	CD-720-1 Brown P33 (1)	2 AWG Brown (1)	—	KC4-2 Brown (1)	CD-2001-2 Brown P33 (1)	CD-920-2 Brown P33 (1)	STD (1)	#6 – #2 AWG (1)	STD (1)
SCS2		7/8														
LCA1 LCA <sup>®</sup> 1 LCD1 LCDN1	#1 AWG	15/16	—	—	—	—	Green P37 (3)	CD-720-2 Green P37 (1)	1 AWG Green (1)	2 AWG Green (1)	KC4-1 Green (1)	CD-2001-1 Green P37 (1)	CD-920-1 Green P37 (1)	STD (1)	#6 – #1 AWG (1)	STD (1)
SCS1		7/8														
LCA1/0 LCA <sup>®</sup> 1/0 LCD1/0 LCDN1/0	1/0 AWG	1	—	—	—	—	—	CD-720-2 Pink P42 (1)	1/0 AWG Pink (1)	1/0 AWG Pink (1)	KC4-1/0 Pink (1)	CD-2001-1/0 Pink P42 (1)	CD-920-1/0 Pink P42 (1)	STD (1)	#6 – 1/0 AWG (1)	STD (1)
SCS1/0		7/8														
LCA2/0 LCA <sup>®</sup> 2/0 LCD2/0 LCDN2/0	2/0 AWG	1-1/16	—	—	—	—	—	CD-720-2 Black P45 (2)	—	2/0 AWG Black (1)	KC4-2/0 Black (2)	CD-2001-2/0 Black P45 (2)	CD-920-2/0 Black P45 (2)	STD (1)	#4 – 2/0 AWG (1)	STD (1)
SCS2/0		15/16														
LCA3/0 LCA <sup>®</sup> 3/0 LCD3/0 LCDN3/0	3/0 AWG	1-3/16	—	—	—	—	—	CD-720-2 Orange P50 (2)	—	—	KC4-3/0 Orange (2)	CD-2001-3/0 Orange P50 (2)	CD-920-3/0 Orange P50 (2)	STD (1)	#2 – 3/0 AWG (1)	STD (1)
SCS3/0		1														

- ①The crimp die pockets are integrated into the tool frame.
- ②CD-920 dies can be used with CT-940CH and CT-2940 tools with die adapter.
- ③Maximum size: 500 kcmil lugs and 250 kcmil splices.
- ④Maximum size: 250 kcmil lugs and splices. No extended wire range.
- ⑤ Maximum size: 600 kcmil lugs and splices.
- ⑥ Rotate gauge selector to the indicated gauge setting

**A** CT-2001, CT-2001/L, CT-2001/LE, CT-2002, CT-2002/L, CT-3001, CT-3001/E, CT-3001/ST, CT-3001/STINT, CT-3001/STUK, CT-3001/STAU, CT-3001/TO, CT-3001/CCP, CT-3001/CCPINT, CT-3001/CCPUK, CT-3001/CCPAUS, CT-3001/CCPTO

**B** CT-920, CT-920/CV, CT-920CH, CT-920CH/CV, CT-920CH/CCP, CT-930, CT-930CH, CT-930LPCH<sup>⑦</sup>, CT-940CH<sup>⑧</sup>, CT-2920, CT-2920/CCP, CT-2920/CCPINT, CT-2920/CCPUK, CT-2920/CCPAUS, CT-2920/CCPTO, CT-2930, CT-2930/L, CT-2930/LE, CT-2931, CT-2931/ST, CT-2931/STINT, CT-2931/STUK, CT-2931/STAU, CT-2931/TO, CT-2931/STCV, CT-2931/STCVINT, CT-2931/STCVUK, CT-2931/STCVAUS, CT-2931/CVTO, CT-2940<sup>⑨</sup>, CT-2940/L<sup>⑩</sup>, CT-2940/LE<sup>⑩</sup>, CT-2940/ST<sup>⑩</sup>, CT-2940/STINT<sup>⑩</sup>, CT-2940/STUK<sup>⑩</sup>, CT-2940/STAU<sup>⑩</sup>, CT-2940/TO<sup>⑩</sup>

**C** CT-980, CT-980CH, CT-980LPCH<sup>⑦</sup>, CT-2950<sup>⑩</sup>, CT-2980, CT-2980/L, CT-2980/LE, CT-2980/ST, CT-2980/STINT, CT-2980/STUK, CT-2980/STAU, CT-2980/TO, CT-2981.

## Tool Chart for Compression Connectors Type LCA, LCA<sup>N</sup>, LCD, LCD<sup>N</sup>, and SCS with Copper Cable

Panduit Part Number	Std. Wire Size	Wire Strip Length (in.)	CT-720	CT-1250 ⑥	CT-2600/L CT-2600/LINT CT-2600/LUK CT-2600/LAUS CT-2600/TO	A See Tool List Below	B See Tool List Below	CT-2920/CCP CT-2920/CCPINT CT-2920/CCPUK CT-2920/CCPAUS CT-2920/CCPTO CT-920CH/CCP with UA12ID Indenter Die	C See Uni-Die™ Dieless Tools Below	CT-3980 CT-3980/INT CT-3980/UK CT-3980/AUS CT-3980/TO Uni-Die™ Dieless Tool
LCA4/0 LCA <sup>N</sup> 4/0 LCD4/0 LCD <sup>N</sup> 4/0	4/0 AWG	1-1/4	CD-720-3 Purple P54 (2)	4/0 AWG Purple (2)	KC4-4/0 Purple (2)	CD-2001-4/0 Purple P54 (2)	CD-920-4/0 Purple P54 (2)	STD (1)	1 – 4/0 AWG (1)	STD (1)
SCS4/0		1								
LCA250 LCA <sup>N</sup> 250 LCD250 LCD <sup>N</sup> 250	250 kcmil	1-5/16	CD-720-3 Yellow P62 (2)	—	KC4-250 Yellow (2)	CD-2001-250 Yellow P62 (2)	CD-920-250 Yellow P62 (2)	STD (1)	1/0 AWG – 250 kcmil (2)	STD (1)
SCS250		1-1/16								
LCA300 LCA <sup>N</sup> 300 LCD300 LCD <sup>N</sup> 300	300 kcmil	1-1/2	CD-720-4 White P66 (2)	—	KC4-300 White (2)	CD-2001-300 White P66 (2)	CD-920-300 White P66 (2)	STD (1)	2/0 AWG – 300 kcmil (2)	STD (1)
SCS300		1-1/16								
LCA350 LCA <sup>N</sup> 350 LCD350 LCD <sup>N</sup> 350	350 kcmil	1-1/2	CD-720-5 Red P71 (2)	—	—	CD-2001-350 Red P71 (2)	CD-920-350 Red P71 (2)	STD (1)	3/0 AWG – 350 kcmil (2)	STD (1)
SCS350		1-1/8								
LCA400 LCA <sup>N</sup> 400 LCD400 LCD <sup>N</sup> 400	400 kcmil	1-9/16	CD-720-6 Blue P76 (2)	—	—	CD-2001-400 Blue P76 (3)	CD-920-400 Blue P76 (2)	STD (1)	4/0 AWG – 400 kcmil (2)	STD (1)
SCS400		1-3/16								
LCA500 LCA <sup>N</sup> 500 LCD500 LCD <sup>N</sup> 500	500 kcmil	1-13/16	CD-720-7 Brown P87 (2)	—	—	CD-2001-500 Brown P87 (3)	CD-920-500 Brown P87 (2)	STD (1)	4/0 AWG – 500 kcmil (2)	STD (1)
SCS500		1-3/8								
LCA600 LCA <sup>N</sup> 600 LCD600 LCD <sup>N</sup> 600	600 kcmil	1-13/16	—	—	—	***KC22-600B Green (2)	CD-920-600 Green P94 (2)	STD (1)	250 – 600 kcmil (2)	STD (1)
SCS600		1-3/8								
LCA750 LCA <sup>N</sup> 750 LCD750 LCD <sup>N</sup> 750	750 kcmil	1-15/16	—	—	—	—	CD920-750 CD-940-750④ Black P106 (2)	STD (1)	500 – 750 kcmil (2)	—
SCS750		1-5/8								
LCA1000 LCD1000	1000 kcmil	1-15/16	—	—	—	—	CD-940-1000④ White P125 (2)	—	—	—
SCS1000		1-7/8								

- ①The crimp die pockets are integrated into the tool frame.
- ②Half width dies.
- ③CD-920 dies can be used with CT-940CH and CT-2940 tools with die adapter.
- ④CD-940 dies to be used exclusively with CT-940CH series and CT-2940 series tools.
- ⑤Maximum size: 500 kcmil lugs and 250 kcmil splices.
- ⑥Maximum size: 250 kcmil lugs and splices. No extended wire range.
- ⑦ Maximum size: 600 kcmil lugs and splices.
- ⑧ Rotate gauge selector to the indicated gauge setting
- \*\*\*KC22-600B crimp die for use with CT-3001/ST and CT-3001/CCP series tools.

**A** CT-2001, CT-2001/L, CT-2001/LE, CT-2002, CT-2002/L, CT-3001, CT-3001/E, CT-3001/ST, CT-3001/STINT, CT-3001/STUK, CT-3001/ST AUS, CT-3001/TO, CT-3001/CCP, CT-3001/CCPINT, CT-3001/CCPUK, CT-3001/CCPAUS, CT-3001/CCPTO

**B** CT-920, CT-920/CV, CT-920CH, CT-920CH/CV, CT-920CH/CCP, CT-930, CT-930CH, CT-930LPCH②, CT-940CH③, CT-2920, CT-2920/CCP, CT-2920/CCPINT, CT-2920/CCPUK, CT-2920/CCPAUS, CT-2920/CCPTO, CT-2930, CT-2930/L, CT-2930/LE, CT-2931, CT-2931/ST, CT-2931/STINT, CT-2931/STUK, CT-2931/ST AUS, CT-2931/TO, CT-2931/STCV, CT-2931/STCVINT, CT-2931/STCVUK, CT-2931/STCVAUS, CT-2931/CVTO, CT-2940③, CT-2940/L③, CT-2940/LE③, CT-2940/ST③, CT-2940/STINT③, CT-2940/STUK③, CT-2940/ST AUS③, CT-2940/TO③

**C** CT-980, CT-980CH, CT-980LPCH②, CT-2950⑤, CT-2980, CT-2980/L, CT-2980/LE, CT-2980/ST, CT-2980/STINT, CT-2980/STUK, CT-2980/ST AUS, CT-2980/TO, CT-2981.

<p><b>For Instructions in Local Languages and Technical Support:</b></p> <p>techsupport@panduit.com</p>	<p>www.panduit.com</p>	<p><b>E-mail:</b> cs@panduit.com</p> <p><b>Phone:</b> 800-777-3300</p>
---	------------------------	--