



# LED PAR30 S/L

## 8.5PAR30L/LED/927/F25/DIM/GULW/T20 6/1FB

Philips LED spots with a single optic beam, provide a clean beam that's free from shadows with beam angles from 15 and 40 degrees to suit every general lighting application.

### Product data

| General Information                   |                                   |
|---------------------------------------|-----------------------------------|
| Cap-Base                              | E26 [Single Contact Medium Screw] |
| Nominal lifetime                      | 25,000 hour(s)                    |
| Switching Cycle                       | 25,000                            |
| Lighting Technology                   | LED                               |
| EU RoHS compliant                     | Yes                               |
| Light Technical                       |                                   |
| Color Code                            | 927 [CCT of 2700K]                |
| Beam Angle (Nom)                      | 25 degree(s)                      |
| Luminous Flux                         | 800 lm                            |
| Luminous Intensity (Nom)              | 3,300 cd                          |
| Color Designation                     | Warm White (WW)                   |
| Correlated Color Temperature (Nom)    | 2700 K                            |
| Luminous Efficacy (rated) (Nom)       | 94.00 lm/W                        |
| Color Consistency                     | <4                                |
| Color rendering index (CRI)           | 90                                |
| LLMF At End Of Nominal Lifetime (Nom) | 70 %                              |
| Operating and Electrical              |                                   |
| Line Frequency                        | 50 to 60 Hz                       |
| Input Frequency                       | 50 to 60 Hz                       |
| Power Consumption                     | 8.5 W                             |
| Lamp Current (Nom)                    | 80 mA                             |

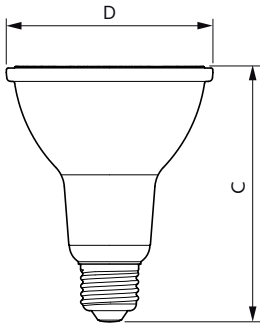
| Wattage Equivalent           | 75 W                                     |
|------------------------------|------------------------------------------|
| Starting Time (Nom)          | 0.5 s                                    |
| Warm-up time to 60% light    | 0.5 s                                    |
| Power Factor (Fraction)      | 0.9                                      |
| Voltage (Nom)                | 120 V                                    |
| Temperature                  |                                          |
| T-Case Maximum (Nom)         | 70 °C                                    |
| Controls and Dimming         |                                          |
| Dimmable                     | Only with specific dimmers               |
| Mechanical and Housing       |                                          |
| Bulb Finish                  | Clear                                    |
| Bulb Material                | Glass                                    |
| Bulb Shape                   | PAR30L                                   |
| Approval and Application     |                                          |
| Suitable For Accent Lighting | Yes                                      |
| Energy Certifications        | Energy Star                              |
| Product Data                 |                                          |
| Order product name           | 8.5PAR30L/LED/927/F25/DIM/GULW/T20 6/1FB |

# LED PAR30 S/L

|                               |                                             |
|-------------------------------|---------------------------------------------|
| Full product name             | 8.5PAR30L/LED/927/F25/DIM/GULW/T20<br>6/1FB |
| Order code                    | 929003026904                                |
| Material Nr. (12NC)           | 929003026904                                |
| Numerator - Quantity Per Pack | 1                                           |

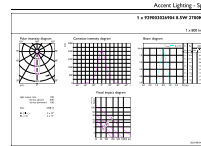
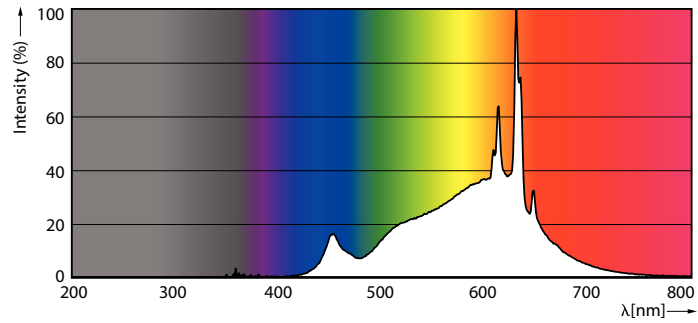
|                                 |                |
|---------------------------------|----------------|
| EAN/UPC - Product/Case          | 046677567941   |
| Numerator - Packs per outer box | 6              |
| EAN/UPC - Case                  | 50046677567946 |

## Dimensional drawing



| Product                                  | D     | C      |
|------------------------------------------|-------|--------|
| 8.5PAR30L/LED/927/F25/DIM/GULW/T20 6/1FB | 94 mm | 116 mm |

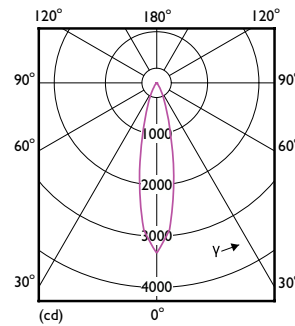
## Photometric data



Lighting Solutions S.r.l. | Page 10

Spectral Power Distribution Colour - 8.5PAR30L/LED/927/F25/DIM/GULW/T20 6/1FB

Accent Lighting Spots - 8.5PAR30L/LED/927/F25/DIM/GULW/T20 6/1FB



Light Distribution Diagram - 8.5PAR30L/LED/927/F25/DIM/GULW/T20 6/1FB

# LED PAR30 S/L

## Lifetime



Life Expectancy Diagram - 8.5PAR30L/LED/927/F25/DIM/GULW/T20 6/1FB

Lumen Maintenance Diagram - 8.5PAR30L/LED/927/F25/DIM/GULW/T20 6/1FB

