



MR16/GU10/PAR16

4GU10/LED/927-22/F35/G/WG/120V 4/1BC

Philips MR16 Dimmable LED Lamps provide ambient level light to illuminate hard to maintain applications. Increased transformer compatibility allows for operation on a wider range of transformers. Available in dimmable and non-dimmable versions, these lamps are ideal for track and open recessed fixtures in retail, hospitality and residential spaces.

Product data

General Information	
Cap-Base	GU10
Nominal lifetime	25,000 hour(s)
Switching Cycle	50,000
Lighting Technology	LED
EU RoHS compliant	Yes
Light Technical	
Color Code	927-922 [CCT of 2700K-2200K]
Beam Angle (Nom)	35 degree(s)
Luminous Flux	380 lm
Luminous Intensity (Nom)	600 cd
Color Designation	Warm Glow(WG)
Correlated Color Temperature (Nom)	2700 2200 K
Luminous Efficacy (rated) (Nom)	95.00 lm/W
Color Consistency	<6
Color rendering index (CRI)	90
LLMF At End Of Nominal Lifetime (Nom)	70 %
Operating and Electrical	
Line Frequency	50 to 60 Hz
Input Frequency	50 to 60 Hz

Power Consumption	4 W
Lamp Current (Nom)	50 mA
Wattage Equivalent	50 W
Starting Time (Nom)	0.5 s
Warm-up time to 60% light	0.5 s
Power Factor (Fraction)	0.7
Voltage (Nom)	120 V

Temperature	
T-Case Maximum (Nom)	65 °C

Controls and Dimming	
Dimmable	Only with specific dimmers

Mechanical and Housing	
Bulb Shape	PAR16

Approval and Application	
Suitable For Accent Lighting	Yes
Energy Certifications	Energy Star

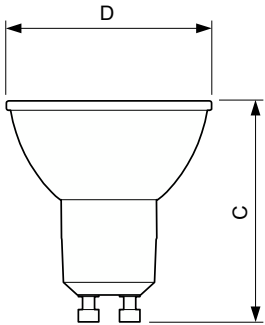
MR16/GU10/PAR16

Product Data

Order product name	4GU10/LED/927-22/F35/G/WG/120V 4/1BC
Full product name	4GU10/LED/927-22/F35/G/WG/120V 4/1BC
Order code	929002055305
Material Nr. (12NC)	929002055305
Numerator - Quantity Per Pack	1

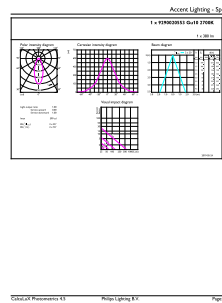
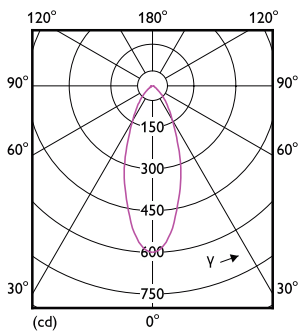
EAN/UPC - Product/Case	046677471576
Numerator - Packs per outer box	4
EAN/UPC - Case	50046677471571

Dimensional drawing



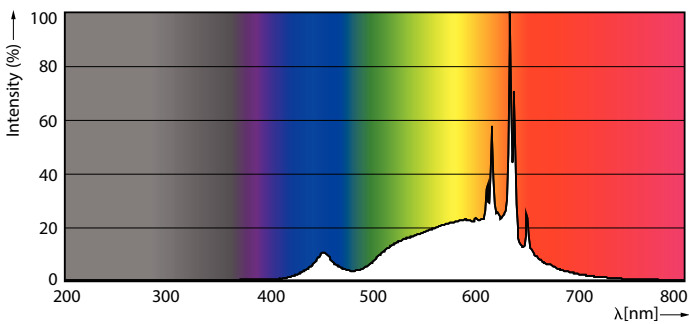
Product	D	C
4GU10/LED/927-22/F35/G/WG/120V 4/1BC	50 mm	54 mm

Photometric data



Light Distribution Diagram - 4GU10/LED/927-22/F35/G/WG/120V 4/1BC

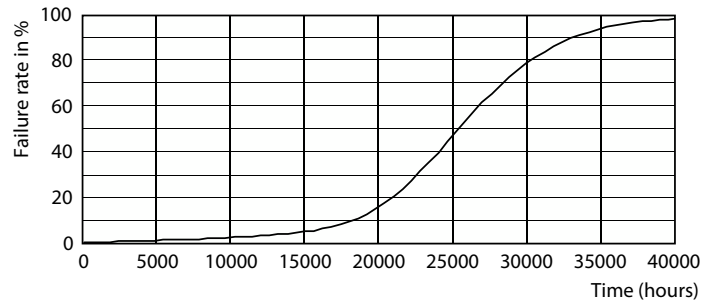
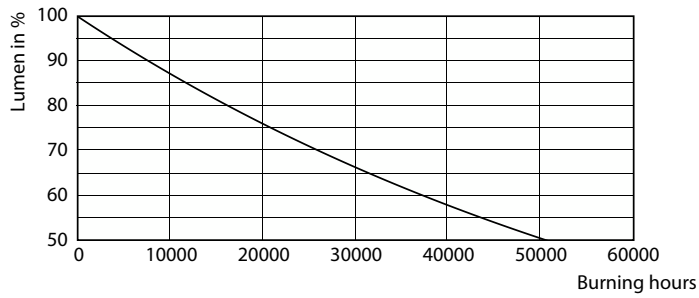
Accent Lighting Spots - 4GU10/LED/927-22/F35/G/WG/120V 4/1BC



Spectral Power Distribution Colour - 4GU10/LED/927-22/F35/G/WG/120V 4/1BC

MR16/GU10/PAR16

Lifetime



Lumen Maintenance Diagram - 4GU10/LED/927-22/F35/G/WG/120V 4/1BC

Life Expectancy Diagram - 4GU10/LED/927-22/F35/G/WG/120V 4/1BC

