



# LED PAR30 S/L

## 8.5PAR30L/LED/940/F40/DIM/GULW/T20 6/1FB

Philips LED spots with a single optic beam, provide a clean beam that's free from shadows with beam angles from 15 and 40 degrees to suit every general lighting application.

### Product data

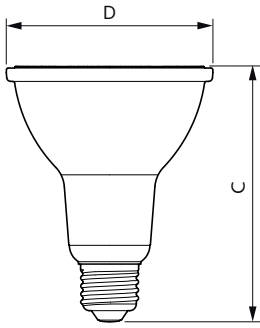
| General Information                   |                                   | Wattage Equivalent           |                                    |
|---------------------------------------|-----------------------------------|------------------------------|------------------------------------|
| Cap-Base                              | E26 [Single Contact Medium Screw] |                              | 75 W                               |
| Nominal lifetime                      | 25,000 hour(s)                    | Starting Time (Nom)          | 0.5 s                              |
| Switching Cycle                       | 50,000                            | Warm-up time to 60% light    | 0.5 s                              |
| Lighting Technology                   | LED                               | Power Factor (Fraction)      | 0.9                                |
| EU RoHS compliant                     | Yes                               | Voltage (Nom)                | 120 V                              |
| Light Technical                       |                                   | Temperature                  |                                    |
| Color Code                            | 940 [CCT of 4000K]                | T-Case Maximum (Nom)         | 70 °C                              |
| Beam Angle (Nom)                      | 40 degree(s)                      | Controls and Dimming         |                                    |
| Luminous Flux                         | 850 lm                            | Dimmable                     | Only with specific dimmers         |
| Luminous Intensity (Nom)              | 1,600 cd                          | Mechanical and Housing       |                                    |
| Color Designation                     | Cool White (CW)                   | Bulb Finish                  | Clear                              |
| Correlated Color Temperature (Nom)    | 4000 K                            | Bulb Material                | Glass                              |
| Luminous Efficacy (rated) (Nom)       | 100.00 lm/W                       | Bulb Shape                   | PAR30L                             |
| Color Consistency                     | <4                                | Approval and Application     |                                    |
| Color rendering index (CRI)           | 90                                | Suitable For Accent Lighting | Yes                                |
| LLMF At End Of Nominal Lifetime (Nom) | 70 %                              | Energy Certifications        | Energy Star                        |
| Operating and Electrical              |                                   | Product Data                 |                                    |
| Line Frequency                        | 50 to 60 Hz                       | Order product name           | 8.5PAR30L/LED/940/F40/DIM/GULW/T20 |
| Input Frequency                       | 50 to 60 Hz                       |                              | 6/1FB                              |
| Power Consumption                     | 8.5 W                             |                              |                                    |
| Lamp Current (Nom)                    | 80 mA                             |                              |                                    |

# LED PAR30 S/L

|                               |  |
|-------------------------------|--|
| Full product name             | 8.5PAR30L/LED/940/F40/DIM/GULW/T20 6/1FB |
| Order code                    | 929003027404                             |
| Material Nr. (12NC)           | 929003027404                             |
| Numerator - Quantity Per Pack | 1  |

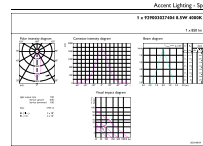
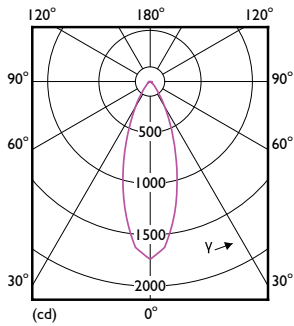
|                                 |                |
|---------------------------------|----------------|
| EAN/UPC - Product/Case          | 046677567996   |
| Numerator - Packs per outer box | 6              |
| EAN/UPC - Case                  | 50046677567991 |

## Dimensional drawing



| Product                                  | D     | C      |
|--|-------|--------|
| 8.5PAR30L/LED/940/F40/DIM/GULW/T20 6/1FB | 94 mm | 116 mm |

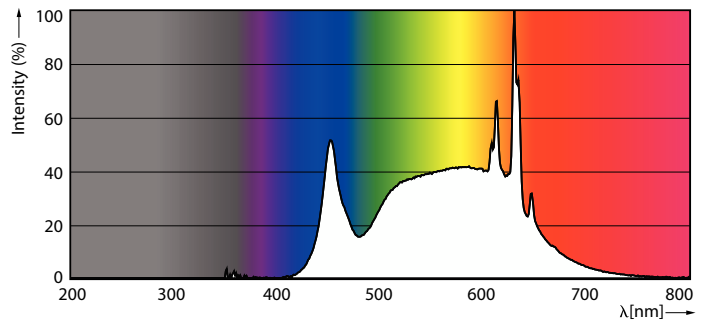
## Photometric data



© 2024 Accent Lighting, Inc. All rights reserved. Page 17

Light Distribution Diagram - 8.5PAR30L/LED/940/F40/DIM/GULW/T20 6/1FB

Accent Lighting Spots - 8.5PAR30L/LED/940/F40/DIM/GULW/T20 6/1FB



Spectral Power Distribution Colour - 8.5PAR30L/LED/940/F40/DIM/GULW/T20 6/1FB

# LED PAR30 S/L

## Lifetime



Life Expectancy Diagram - 8.5PAR30L/LED/940/F40/DIM/GULW/T20  
6/1FB

Lumen Maintenance Diagram - 8.5PAR30L/LED/940/F40/DIM/GULW/T20  
6/1FB

