



# LED R20

## 5R20/MAS/927-22/P/E26/WG 6/1FB T20

Philips R20 LED lamps are the smart alternative to standard incandescent. The traditional lamp design can provide excellent dimming performance with spectacular energy savings. They provide the beautiful light and dependable performance you expect from LED at an economical price.

### Product data

General Information	
Cap-Base	E26 [Single Contact Medium Screw]
Nominal lifetime	15,000 hour(s)
Switching Cycle	50,000
Lighting Technology	LED
EU RoHS compliant	Yes
Light Technical	
Color Code	922-927 [CCT of 2200K-2700K]
Beam Angle (Nom)	90 degree(s)
Luminous Flux	450 lm
Color Designation	Warm White (WW)
Correlated Color Temperature (Nom)	2200 2700 K
Luminous Efficacy (rated) (Nom)	90.00 lm/W
Color Consistency	<4
Color rendering index (CRI)	90
LLMF At End Of Nominal Lifetime (Nom)	70 %
Operating and Electrical	
Line Frequency	60 Hz
Input Frequency	60 Hz
Power Consumption	5 W
Lamp Current (Nom)	65 mA

Wattage Equivalent	50 W
Starting Time (Nom)	0.5 s
Warm-up time to 60% light	0.5 s
Power Factor (Fraction)	0.7
Voltage (Nom)	120 V
Temperature	
T-Case Maximum (Nom)	75 °C
Controls and Dimming	
Dimmable	Yes
Mechanical and Housing	
Bulb Finish	Frosted
Bulb Material	Plastic
Bulb Shape	R20
UL Wet/ damp/ dry location	Damp location
Approval and Application	
Energy Consumption kWh/1000 h	- kWh
Energy Certifications	Energy Star
T20 compliant	Yes

# LED R20

## Application Conditions

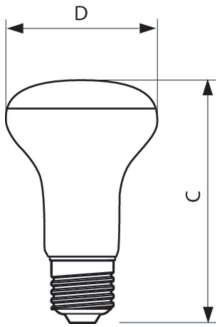
can it be used in closed luminaires Yes

## Product Data

Order product name	5R20/MAS/927-22/P/E26/WG 6/1FB T20
Full product name	5R20/MAS/927-22/P/E26/WG 6/1FB T20
Order code	929002008904

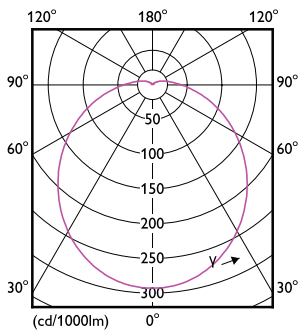
Material Nr. (12NC)	929002008904
Numerator - Quantity Per Pack	1
EAN/UPC - Product/Case	046677456979
Numerator - Packs per outer box	6
EAN/UPC - Case	50046677456974

## Dimensional drawing

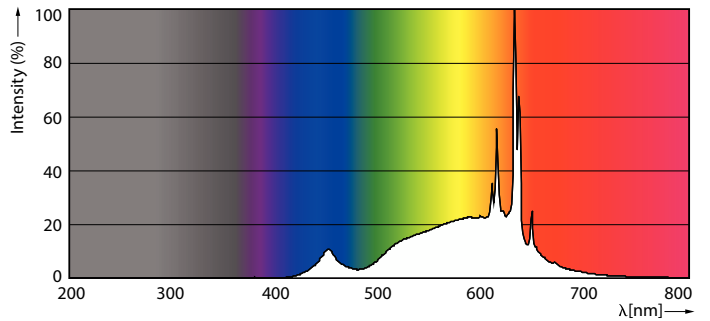


Product	D	C
5R20/MAS/927-22/P/E26/WG 6/1FB T20	64 mm	100 mm

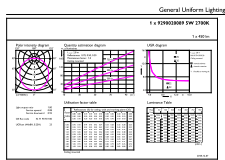
## Photometric data



Light Distribution Diagram - 5R20/MAS/927-22/P/E26/WG 6/1FB T20



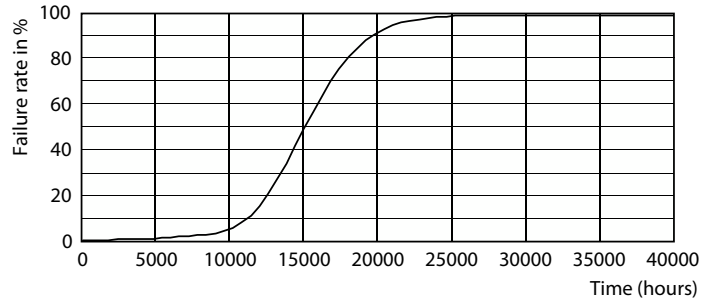
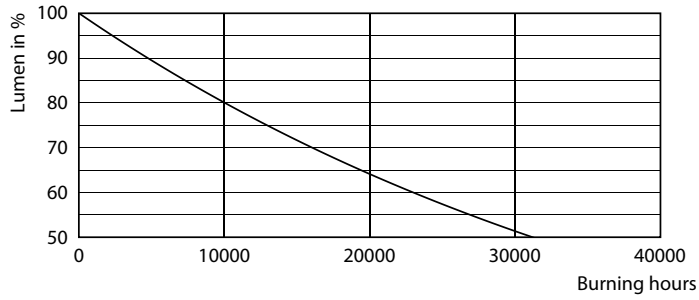
Spectral Power Distribution Colour - 5R20/MAS/927-22/P/E26/WG 6/1FB T20



Accent Lighting Spots - 5R20/MAS/927-22/P/E26/WG 6/1FB T20

# LED R20

## Lifetime



Lumen Maintenance Diagram - 5R20/MAS/927-22/P/E26/WG 6/1FB T20

Life Expectancy Diagram - 5R20/MAS/927-22/P/E26/WG 6/1FB T20

