












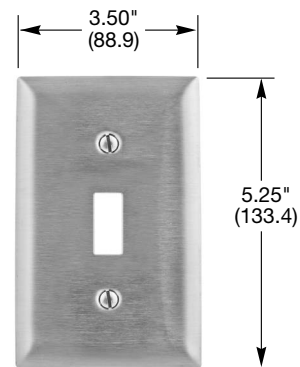


Jumbo, Smooth, Stainless Steel Type 302/304 Wallplates

Configuration	Catalog Number	Configuration	Catalog Number
1-Gang, 1-Toggle 	SSJ1	2-Gang, 2-Toggle 	SSJ2
1-Gang, 1-Duplex 	SSJ8	2-Gang, 2-Duplex 	SSJ82
1-Gang, 1-Decorator 	SSJ26	2-Gang, 2-Decorator 	SSJ262
1-Gang, 1-Single Receptacle for 1.36–1.39 in. (34.5–35.3) dia. face 	SSJ7	2-Gang, 1-Toggle, 1-Duplex 	SSJ18
1-Gang, 1-Single Receptacle for 2.09–2.13 in. (53.1–54.1) dia. face 	SSJ723	2-Gang, 1-Toggle, 1-Decorator 	SSJ126
1-Gang, 1-Blank, box mount 	SSJ13	2-Gang, 2-Blank, box mount 	SSJ23
1-Gang, 1-Telephone opening, 0.640 in. (16.3) box mount 	SSJ11*		

Note: *.50 in. (12.7) I.D. nylon bushing provided.
Specifications are subject to change without notice.

Oversize dimensions (see page N-32 for more details).
1-Gang, 5.25 in. x 3.50 in. (133.4 x 88.9).
2-Gang, 5.25 in. x 5.31 in. (133.4 x 134.9).



Jumbo Wallplate

Dimensions in Inches (mm)