



LED PAR30 S/L

8.5PAR30S/COR/930/F25/D/P/ULW/T20 6/1FB

Philips LED spots with a single optic beam, provide a clean beam that's free from shadows with beam angles from 15 and 40 degrees to suit every general lighting application.

Product data

General Information		Temperature	
Cap-Base	E26 [Single Contact Medium Screw]	Warm-up time to 60% light	0.5 s
Nominal lifetime	25,000 hour(s)	Power Factor (Fraction)	0.7
Switching Cycle	50,000	Voltage (Nom)	120 V
Lighting Technology	LED	Temperature	
		Ambient temperature range	-40 to +45 °C
		T-Case Maximum (Nom)	85 °C
Light Technical		Controls and Dimming	
Color Code	930 [CCT of 3000K]	Dimmable	Only with specific dimmers
Beam Angle (Nom)	25 degree(s)	Mechanical and Housing	
Luminous Flux	900 lm	Bulb Finish	Clear
Luminous Intensity (Nom)	3,300 cd	Bulb Material	Plastic
Luminous Efficacy (rated) (Nom)	105 lm/W	Bulb Shape	PAR30S
Color Designation	White (WH)	UL Wet/ damp/ dry location	Wet location
Correlated Color Temperature (Nom)	3000 K	Approval and Application	
Color Consistency	<4	Suitable For Accent Lighting	Yes
Color rendering index (CRI)	90	T20 compliant	Yes
LLMF At End Of Nominal Lifetime (Nom)	70 %	EU RoHS compliant	Yes
Operating and Electrical			
Input Frequency	60 Hz		
Power Consumption	8.5 W		
Lamp Current (Nom)	105 mA		
Wattage Equivalent	75 W		
Starting Time (Nom)	0.5 s		

LED PAR30 S/L

Application Conditions

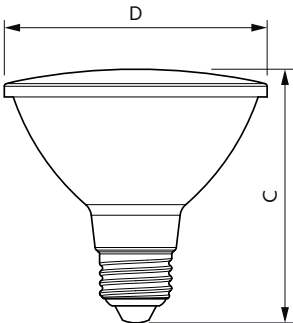
can it be used in closed luminaires Yes

Product Data

Order product name	8.5PAR30S/COR/930/F25/D/P/ULW/T20 6/1FB
Full product name	8.5PAR30S/COR/930/F25/D/P/ULW/T20 6/1FB

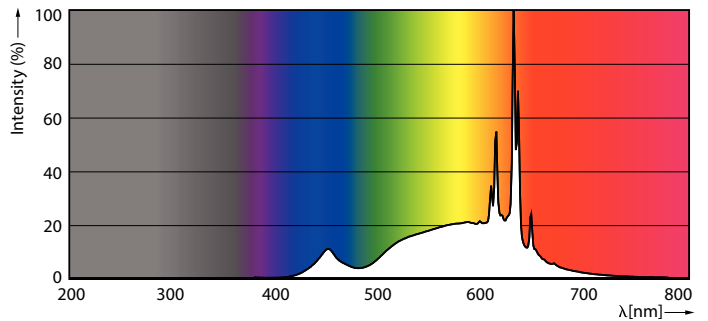
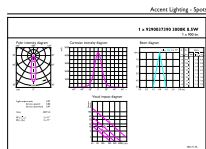
Order code	929003739004
Material Nr. (12NC)	929003739004
Net Weight (Piece)	0.080 kg
EAN/UPC - Product/Case	046677586324
Numerator - Packs per outer box	6
EAN/UPC - Case	50046677586329

Dimensional drawing



Product	D	C
8.5PAR30S/COR/930/F25/D/P/ULW/T20 6/1FB	95 mm	92 mm

Photometric data

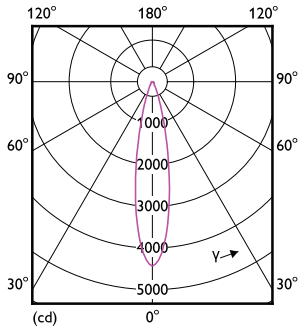


Accent Lighting Spots - 8.5PAR30S/COR/930/F25/D/P/ULW/T20 6/1FB

Spectral Power Distribution Colour - 8.5PAR30S/COR/930/F25/D/P/ULW/T20 6/1FB

LED PAR30 S/L

Photometric data



Light Distribution Diagram - 8.5PAR30S/COR/930/F25/D/P/ULW/T20
6/1FB

Lifetime



Life Expectancy Diagram



Lumen Maintenance Diagram - 8.5PAR30S/COR/930/F25/D/P/ULW/T20
6/1FB

