



# LED PAR30 S/L

## 8.5PAR30L/COR/927/F40/D/P/ULW/T20 6/1FB

Philips LED spots with a single optic beam, provide a clean beam that's free from shadows with beam angles from 15 and 40 degrees to suit every general lighting application.

### Product data

General Information		Starting Time (Nom)	
Cap-Base	E26 [Single Contact Medium Screw]		0.5 s
Nominal lifetime	25,000 hour(s)	Warm-up time to 60% light	0.5 s
Switching Cycle	50,000	Power Factor (Fraction)	0.7
Lighting Technology	LED	Voltage (Nom)	120 V
EU RoHS compliant	Yes		
Light Technical		Temperature	
Color Code	927 [CCT of 2700K]	Ambient temperature range	-40 to +45 °C
Beam Angle (Nom)	40 degree(s)	T-Case Maximum (Nom)	85 °C
Luminous Flux	850 lm		
Luminous Intensity (Nom)	1,600 cd	Controls and Dimming	
Color Designation	Warm White (WW)	Dimmable	Only with specific dimmers
Correlated Color Temperature (Nom)	2700 K		
Luminous Efficacy (rated) (Nom)	100 lm/W	Mechanical and Housing	
Color Consistency	<4	Bulb Finish	Clear
Color rendering index (CRI)	90	Bulb Material	Plastic
LLMF At End Of Nominal Lifetime (Nom)	70 %	Bulb Shape	PAR30L
		UL Wet/ damp/ dry location	Wet location
Operating and Electrical		Approval and Application	
Input Frequency	60 Hz	Suitable For Accent Lighting	Yes
Power Consumption	8.5 W	T20 compliant	Yes
Lamp Current (Nom)	105 mA		
Wattage Equivalent	75 W		

# LED PAR30 S/L

## Application Conditions

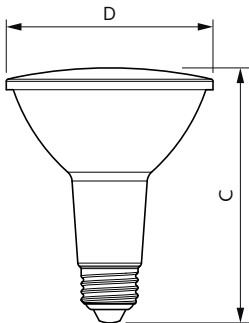
can it be used in closed luminaires Yes

## Product Data

Order product name 8.5PAR30L/COR/927/F40/D/P/ULW/T20 6/1FB  
 Full product name 8.5PAR30L/COR/927/F40/D/P/ULW/T20 6/1FB

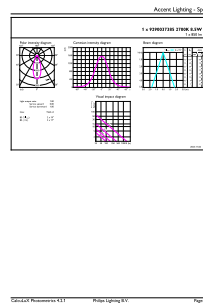
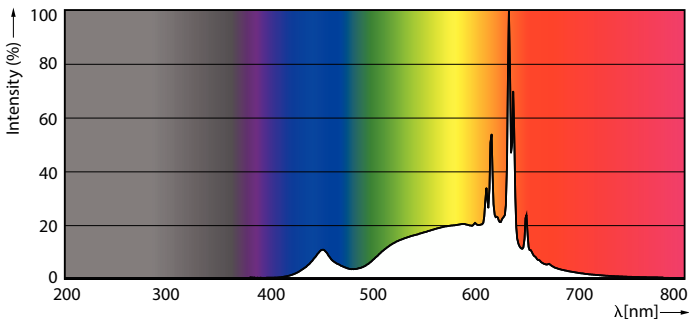
Order code 929003738504  
 Material Nr. (12NC) 929003738504  
 Numerator - Quantity Per Pack 1  
 EAN/UPC - Product/Case 046677586270  
 Numerator - Packs per outer box 6  
 EAN/UPC - Case 50046677586275

## Dimensional drawing



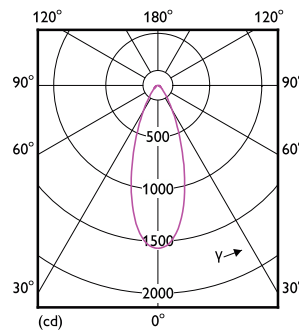
Product	D	C
8.5PAR30L/COR/927/F40/D/P/ULW/T20 6/1FB	95 mm	117 mm

## Photometric data



Spectral Power Distribution Colour - 8.5PAR30L/COR/927/F40/D/P/ULW/T20 6/1FB

Accent Lighting Spots - 8.5PAR30L/COR/927/F40/D/P/ULW/T20 6/1FB



Light Distribution Diagram - 8.5PAR30L/COR/927/F40/D/P/ULW/T20 6/1FB

# LED PAR30 S/L

## Lifetime



Life Expectancy Diagram - 8.5PAR30L/COR/927/F40/D/P/ULW/T20 6/1FB

Lumen Maintenance Diagram - 8.5PAR30L/COR/927/F40/D/P/ULW/T20 6/1FB

