



# LED PAR20

## 5.5PAR20/COR/F25/940/DIM/P/T20 6/1FB

Philips is driving the switch to energy-efficient solutions. Upgrade your track and accent lights with our small diameter reflectors for instant energy savings and unbeatable quality. Available in both Glass and Plastic casings, Philips LED Par20s are the ideal replacement for halogen.

### Product data

General Information	
Cap-Base	E26 [Single Contact Medium Screw]
Nominal lifetime	25,000 hour(s)
Switching Cycle	50,000
Lighting Technology	LED
Light Technical	
Color Code	940 [CCT of 4000K]
Beam Angle (Nom)	25 degree(s)
Luminous Flux	600 lm
Luminous Intensity (Nom)	1,500 cd
Color Designation	Cool White (CW)
Luminous Efficacy (rated) (Nom)	109 lm/W
Correlated Color Temperature (Nom)	4000 K
Color Consistency	<4
Color rendering index (CRI)	90
LLMF At End Of Nominal Lifetime (Nom)	70 %
Operating and Electrical	
Input Frequency	60 Hz
Power Consumption	5.5 W
Lamp Current (Nom)	65 mA
Wattage Equivalent	50 W

Starting Time (Nom)	0.5 s
Warm-up time to 60% light	0.5 s
Power Factor (Fraction)	0.7
Voltage (Nom)	120 V
Temperature	
Ambient temperature range	-40 to +113 °F
T-Case Maximum (Nom)	185 °F
Controls and Dimming	
Dimmable	Only with specific dimmers
Mechanical and Housing	
Bulb Finish	Clear
Bulb Material	Plastic
Bulb Shape	PAR20
UL Wet/ damp/ dry location	Damp location
Approval and Application	
Suitable For Accent Lighting	Yes
EU RoHS compliant	Yes
T20 compliant	Yes

# LED PAR20

## Application Conditions

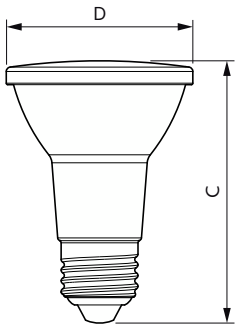
can it be used in closed luminaires Yes

## Product Data

Order product name	5.5PAR20/COR/F25/940/DIM/P/T20 6/1FB
Full product name	5.5PAR20/COR/F25/940/DIM/P/T20 6/1FB
Order code	586396
Material Nr. (12NC)	929003739704

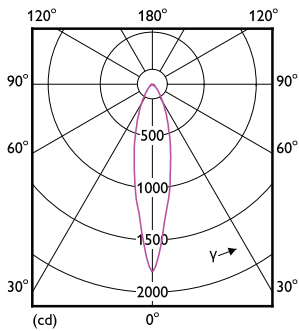
Numerator - Quantity Per Pack	1
Net Weight (Piece)	0.11 lb
EAN/UPC - Product/Case	046677586393
Numerator - Packs per outer box	6
EAN/UPC - Case	50046677586398

## Dimensional drawing

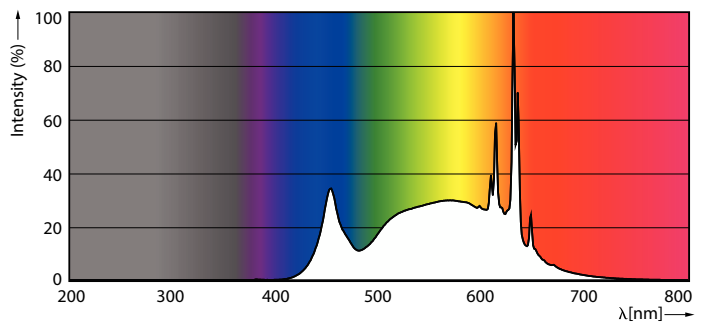


Product	D	C
5.5PAR20/COR/F25/940/DIM/P/T20 6/1FB	2-9/16 inch	3-7/16 inch

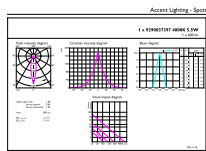
## Photometric data



Light Distribution Diagram - 5.5PAR20/COR/F25/940/DIM/P/T20 6/1FB



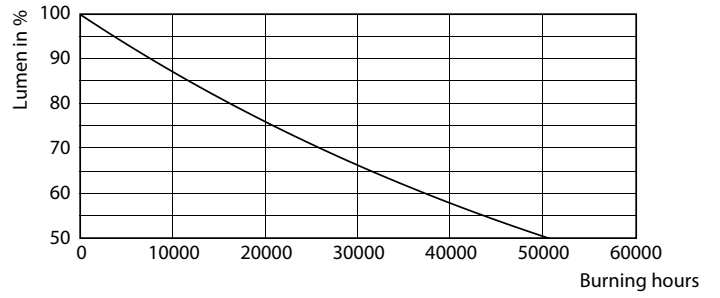
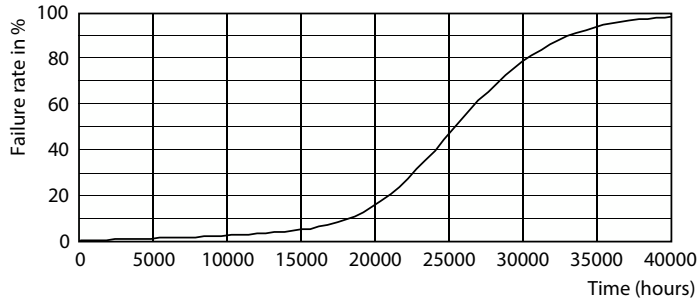
Spectral Power Distribution Colour - 5.5PAR20/COR/F25/940/DIM/P/T20 6/1FB



Accent Lighting Spots - 5.5PAR20/COR/F25/940/DIM/P/T20 6/1FB

# LED PAR20

## Lifetime



Life Expectancy Diagram

Lumen Maintenance Diagram - 5.5PAR20/COR/F25/940/DIM/P/T20 6/1FB

