



LED PAR30 S/L

8.5PAR30S/COR/927/F40/D/P/ULW/T20 6/1FB

Philips LED spots with a single optic beam, provide a clean beam that's free from shadows with beam angles from 15 and 40 degrees to suit every general lighting application.

Product data

General Information	
Cap-Base	E26 [Single Contact Medium Screw]
Nominal lifetime	25,000 hour(s)
Switching Cycle	50,000
Lighting Technology	LED
Light Technical	
Color Code	927 [CCT of 2700K]
Beam Angle (Nom)	40 degree(s)
Luminous Flux	850 lm
Luminous Intensity (Nom)	1,600 cd
Color Designation	Warm White (WW)
Luminous Efficacy (rated) (Nom)	100 lm/W
Correlated Color Temperature (Nom)	2700 K
Color Consistency	<4
Color rendering index (CRI)	90
LLMF At End Of Nominal Lifetime (Nom)	70 %
Operating and Electrical	
Input Frequency	60 Hz
Power Consumption	8.5 W
Lamp Current (Nom)	105 mA
Wattage Equivalent	75 W
Starting Time (Nom)	0.5 s

Warm-up time to 60% light	0.5 s
Power Factor (Fraction)	0.7
Voltage (Nom)	120 V
Temperature	
Ambient temperature range	-40 to +113 °F
T-Case Maximum (Nom)	185 °F
Controls and Dimming	
Dimmable	Only with specific dimmers
Mechanical and Housing	
Bulb Finish	Clear
Bulb Material	Plastic
Bulb Shape	PAR30S
UL Wet/ damp/ dry location	Wet location
Approval and Application	
Suitable For Accent Lighting	Yes
EU RoHS compliant	Yes
T20 compliant	Yes

LED PAR30 S/L

Application Conditions

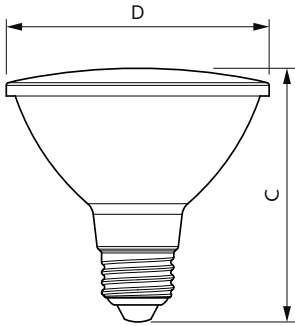
can it be used in closed luminaires Yes

Product Data

Order product name	8.5PAR30S/COR/927/F40/D/P/ULW/T20 6/1FB
Full product name	8.5PAR30S/COR/927/F40/D/P/ULW/T20 6/1FB
Order code	586313

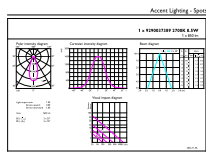
Material Nr. (12NC)	929003738904
Numerator - Quantity Per Pack	1
Net Weight (Piece)	0.165 lb
EAN/UPC - Product/Case	046677586317
Numerator - Packs per outer box	6
EAN/UPC - Case	50046677586312

Dimensional drawing

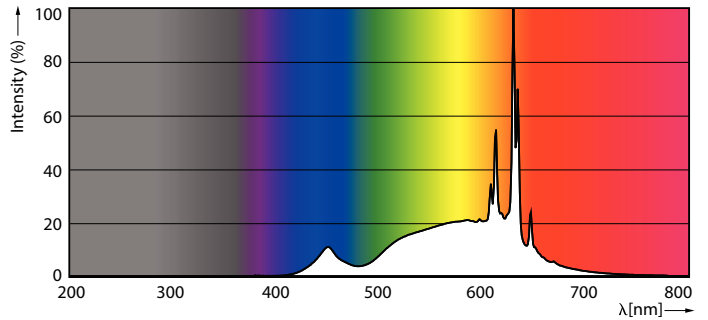


Product	D	C
8.5PAR30S/COR/927/F40/D/P/ULW/T20 6/1FB	3-3/4 inch	3-5/8 inch

Photometric data



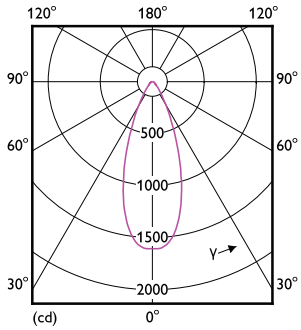
Accent Lighting Spots - 8.5PAR30S/COR/927/F40/D/P/ULW/T20 6/1FB



Spectral Power Distribution Colour -
8.5PAR30S/COR/927/F40/D/P/ULW/T20 6/1FB

LED PAR30 S/L

Photometric data



Light Distribution Diagram - 8.5PAR30S/COR/927/F40/D/P/ULW/T20
6/1FB

Lifetime



Life Expectancy Diagram



Lumen Maintenance Diagram - 8.5PAR30S/COR/927/F40/D/P/ULW/T20
6/1FB

