



LED PAR38

10PAR38/COR/940/F40/DIM/P/ULW/T20 6/1FB

Philips LED spots with a single optic beam, provide a clean beam that's free from shadows with beam angles from 15 and 40 degrees to suit every general lighting application.

Product data

General Information		Starting Time (Nom)		0.5 s
Cap-Base	E26 [Single Contact Medium Screw]	Warm-up time to 60% light	0.5 s	
Nominal lifetime	25,000 hour(s)	Power Factor (Fraction)	0.7	
Switching Cycle	50,000	Voltage (Nom)	120 V	
Lighting Technology	LED	Temperature		
EU RoHS compliant	Yes	Ambient temperature range	-40 to +45 °C	
Light Technical		T-Case Maximum (Nom)	80 °C	
Color Code	940 [CCT of 4000K]	Controls and Dimming		
Beam Angle (Nom)	40 degree(s)	Dimmable	Only with specific dimmers	
Luminous Flux	1,000 lm	Mechanical and Housing		
Luminous Intensity (Nom)	1,900 cd	Bulb Finish	Clear	
Color Designation	Cool White (CW)	Bulb Material	Plastic	
Correlated Color Temperature (Nom)	4000 K	Bulb Shape	PAR38	
Luminous Efficacy (rated) (Nom)	100 lm/W	UL Wet/ damp/ dry location	Wet location	
Color Consistency	<4	Approval and Application		
Color rendering index (CRI)	90	Suitable For Accent Lighting	Yes	
LLMF At End Of Nominal Lifetime (Nom)	70 %	T20 compliant	Yes	
Operating and Electrical				
Input Frequency	60 Hz			
Power Consumption	10 W			
Lamp Current (Nom)	120 mA			
Wattage Equivalent	90 W			

LED PAR38

Application Conditions

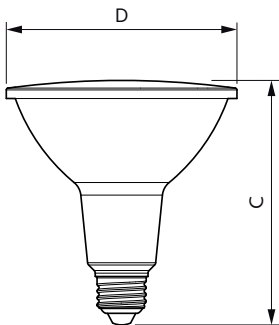
can it be used in closed luminaires Yes

Product Data

Order product name	10PAR38/COR/940/F40/DIM/P/ULW/T20 6/1FB
Full product name	10PAR38/COR/940/F40/DIM/P/ULW/T20 6/1FB

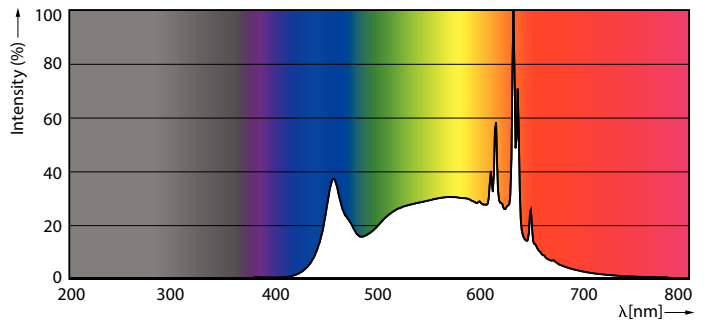
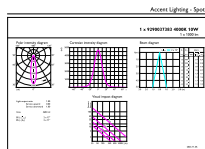
Order code	929003738304
Material Nr. (12NC)	929003738304
Numerator - Quantity Per Pack	1
EAN/UPC - Product/Case	046677586256
Numerator - Packs per outer box	6
EAN/UPC - Case	50046677586251

Dimensional drawing



Product	D	C
10PAR38/COR/940/F40/DIM/P/ULW/T20 6/1FB	123 mm	129 mm

Photometric data

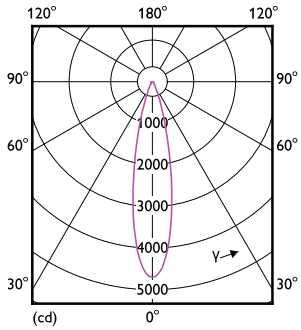


Accent Lighting Spots - 10PAR38/COR/940/F40/DIM/P/ULW/T20 6/1FB

Spectral Power Distribution Colour - 10PAR38/COR/940/F40/DIM/P/ULW/T20 6/1FB

LED PAR38

Photometric data



Light Distribution Diagram - 10PAR38/COR/940/F40/DIM/P/ULW/T20
6/1FB

Lifetime



Life Expectancy Diagram - 10PAR38/COR/940/F40/DIM/P/ULW/T20 6/1FB



Lumen Maintenance Diagram - 10PAR38/COR/940/F40/DIM/P/ULW/T20
6/1FB

