



LED PAR30 S/L

8.5PAR30L/COR/927/F25/D/P/ULW/T20 6/1FB

Philips LED spots with a single optic beam, provide a clean beam that's free from shadows with beam angles from 15 and 40 degrees to suit every general lighting application.

Product data

General Information		Warm-up time to 60% light	
Cap-Base	E26 [Single Contact Medium Screw]		0.5 s
Nominal lifetime	25,000 hour(s)	Power Factor (Fraction)	0.7
Switching Cycle	50,000	Voltage (Nom)	120 V
Lighting Technology	LED	Temperature	
Light Technical		Ambient temperature range	-40 to +45 °C
Color Code	927 [CCT of 2700K]	T-Case Maximum (Nom)	85 °C
Beam Angle (Nom)	25 degree(s)	Controls and Dimming	
Luminous Flux	850 lm	Dimmable	Only with specific dimmers
Luminous Intensity (Nom)	3,300 cd	Mechanical and Housing	
Color Designation	Warm White (WW)	Bulb Finish	Clear
Luminous Efficacy (rated) (Nom)	100 lm/W	Bulb Material	Plastic
Correlated Color Temperature (Nom)	2700 K	Bulb Shape	PAR30L
Color Consistency	<4	UL Wet/ damp/ dry location	Wet location
Color rendering index (CRI)	90	Approval and Application	
LLMF At End Of Nominal Lifetime (Nom)	70 %	Suitable For Accent Lighting	Yes
Operating and Electrical		EU RoHS compliant	Yes
Input Frequency	60 Hz	T20 compliant	Yes
Power Consumption	8.5 W		
Lamp Current (Nom)	105 mA		
Wattage Equivalent	75 W		
Starting Time (Nom)	0.5 s		

LED PAR30 S/L

Application Conditions

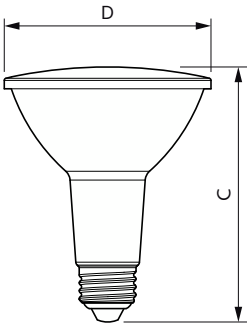
can it be used in closed luminaires Yes

Product Data

Order product name	8.5PAR30L/COR/927/F25/D/P/ULW/T20 6/1FB
Full product name	8.5PAR30L/COR/927/F25/D/P/ULW/T20 6/1FB
Order code	586263

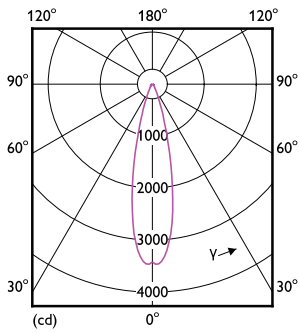
Material Nr. (12NC)	929003738404
Numerator - Quantity Per Pack	1
Net Weight (Piece)	0.080 kg
EAN/UPC - Product/Case	046677586263
Numerator - Packs per outer box	6
EAN/UPC - Case	50046677586268

Dimensional drawing

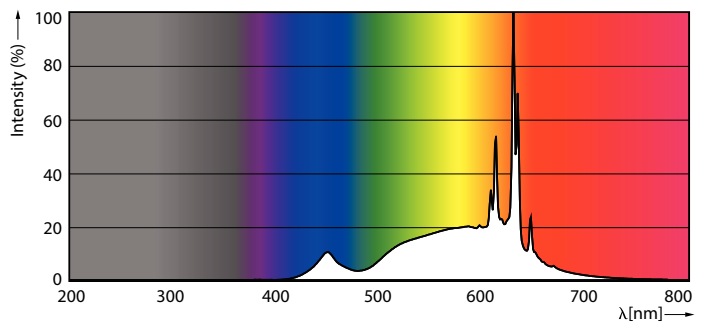


Product	D	C
8.5PAR30L/COR/927/F25/D/P/ULW/T20 6/1FB	95 mm	117 mm

Photometric data



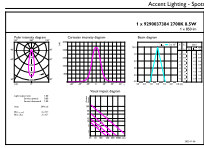
Light Distribution Diagram - 8.5PAR30L/COR/927/F25/D/P/ULW/T20 6/1FB



Spectral Power Distribution Colour -
8.5PAR30L/COR/927/F25/D/P/ULW/T20 6/1FB

LED PAR30 S/L

Photometric data



Technical Parameters 4.1 | Access Lighting 4.1 | Page 11

Accent Lighting Spots - 8.5PAR30L/COR/927/F25/D/P/ULW/T20 6/1FB

Lifetime



Life Expectancy Diagram



Lumen Maintenance Diagram - 8.5PAR30L/COR/927/F25/D/P/ULW/T20 6/1FB

