




1-pole



2-pole (35-60A)



2-pole (15-30A)

SPECIFICATION SHEET

# Ground Fault Circuit Interrupters

Class A 5mA

[www.siemens.com/ca/en/products/energy/low-voltage/loadcentres.html](http://www.siemens.com/ca/en/products/energy/low-voltage/loadcentres.html)



## Features

- Available in 1-pole (15-30A) and 2-pole smaller form (15-30A) and bigger (35-60A)
- Available in 10kA, 22kA and 65kA interrupting rating
- Includes Self Test
- Suitable for a variety of construction applications: spas, hot tubs, kitchens, bathrooms, HVAC etc.
- Resists false tripping (shielded to prevent RF interference)
- Standard 1 inch per pole format in plug-in (all) and Plug-on Neutral (1 and 2-pole 15-30A) designs
- UL and cUL listed
- Also available in BLF type (low tab bolt-on)
- Provides Class A GFCI protection
- HACR and SWD rated



Siemens GFCI circuit breakers are UL Listed and cUL Certified as Class A devices. Current imbalances of 4-6 milliamps or more between load conductors will cause the ground fault sensor to trip the circuit breaker.

These circuit breakers offer the Self Test feature as required by UL 943. cUL suggests GFCI devices be tested every 30 days after installation to ensure they are properly working. Testing GFCIs on a monthly basis is a good idea that is sometimes forgotten. The Self Test feature enables the GFCI to automatically and continuously test itself to ensure that it is working properly. If it is detected that the device has been compromised, the device trips itself. This will help guarantee the best protection is given to your home at all times.

**Note for the 2pole GFCI:** A load neutral is not required on the circuit. However, the white line neutral (pigtail) must be connected to the panel neutral for the device to function.

The Siemens 2-pole GFCI circuit breaker can be installed on a 120/240V AC single phase, 3 wire system, the 120/240V AC portion of a 240/120 volt, 3 phase, 4 wire system, or on a 208Y/120 volt, 3 phase, 4 wire system. When installed on these systems, protection is provided for 2 wire, 240V AC or 208V AC circuits; 3 wire, 120/240V AC circuits.

The Siemens 1-pole GFCI circuit breaker is to be installed on a single-phase circuit rated 150 volts to ground or less.

## Selection Information

### Plug-in Ground-Fault Circuit Interrupters

Breaker Type	Amp Rating	10,000 A IR Catalog No.	22,000 A IR Catalog No.	65,000 A IR Catalog No.
<b>1-Pole 120V AC Plug-in</b>				
QPF2/QPHF2/HQPF2	15	QF115ACSA	QF115AH	QF115AHH
	20	QF120ACSA	QF120AH	QF120AHH
	30	QF130ACSA	QF130AH	QF130AHH
<b>2-Pole 120/240V AC Plug-in</b>				
QPF2B/QPHF2B/HQPF2B	15	Q215GFCSA	Q215GFH	Q215GFHH
	20	Q220GFCSA	Q220GFH	Q220GFHH
	30	Q230GFCSA	Q230GFH	Q230GFHH
QPF/QPHF	40	QF240ACSA	QF240AH	
	50	QF250ACSA	QF250AH	
	60	QF260ACSA	QF260AH	

### Plug-On Neutral Ground-Fault Circuit Interrupters

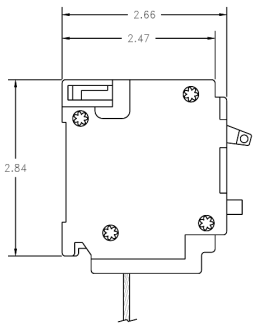
Breaker Type	Amp Rating	10,000 A IR Catalog No.
<b>1-Pole 120V AC Plug-On Neutral</b>		
QPF2N	15	QF115ANCSA
	20	QF120ANCSA
	30	QF130ANCSA
<b>2-Pole 120/240V AC Plug-On Neutral</b>		
QPF2BN	15	Q215GFNCSA
	20	Q220GFNCSA
	30	Q230GFNCSA

### Bolt-on Ground-Fault Circuit Interrupters

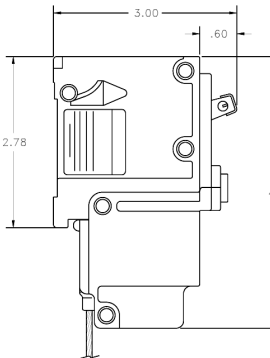
Breaker Type	Amp Rating	10,000 A IR Catalog No.	22,000 A IR Catalog No.	65,000 A IR Catalog No.
<b>1-Pole 120V AC Bolt-on</b>				
BLF2/BLHF2/HBLF2	15	BF115A	BF115AH	BF115AHH
	20	BF120A	BF120AH	BF120AHH
	30	BF130A	BF130AH	BF130AHH
<b>2-Pole 120/240V AC Bolt-on</b>				
BLF2B/BLHF2B/HBLF2B	15	B215GF	B215GFH	B215GFHH
	20	B220GF	B220GFH	B220GFHH
	30	B230GF	B230GFH	B230GFHH
BLF/BLHF	40	BF240A	BF240AH	
	50	BF250A	BF250AH	
	60	BF260A	BF260AH	

## Dimensions

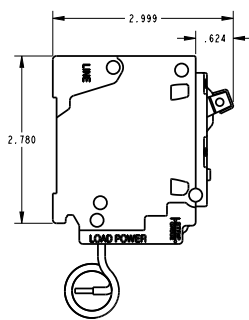
### 1-pole (1" Wide)



### 2-pole (2" Wide) (35-60A)

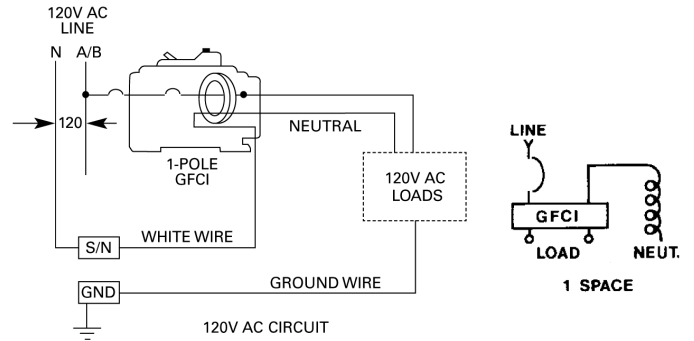


### 2-pole (2" Wide) (15-30A)

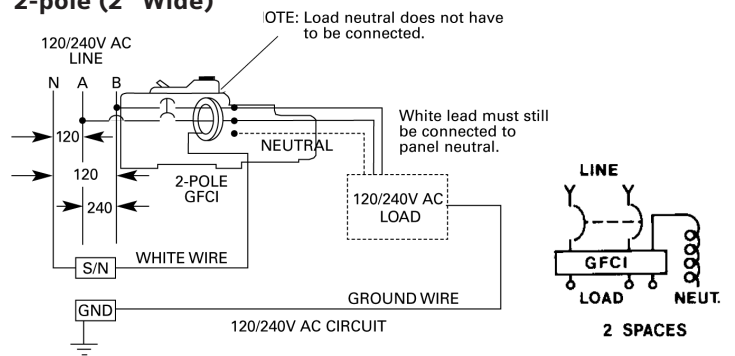


## Wiring Diagrams

### 1-pole (1" Wide)



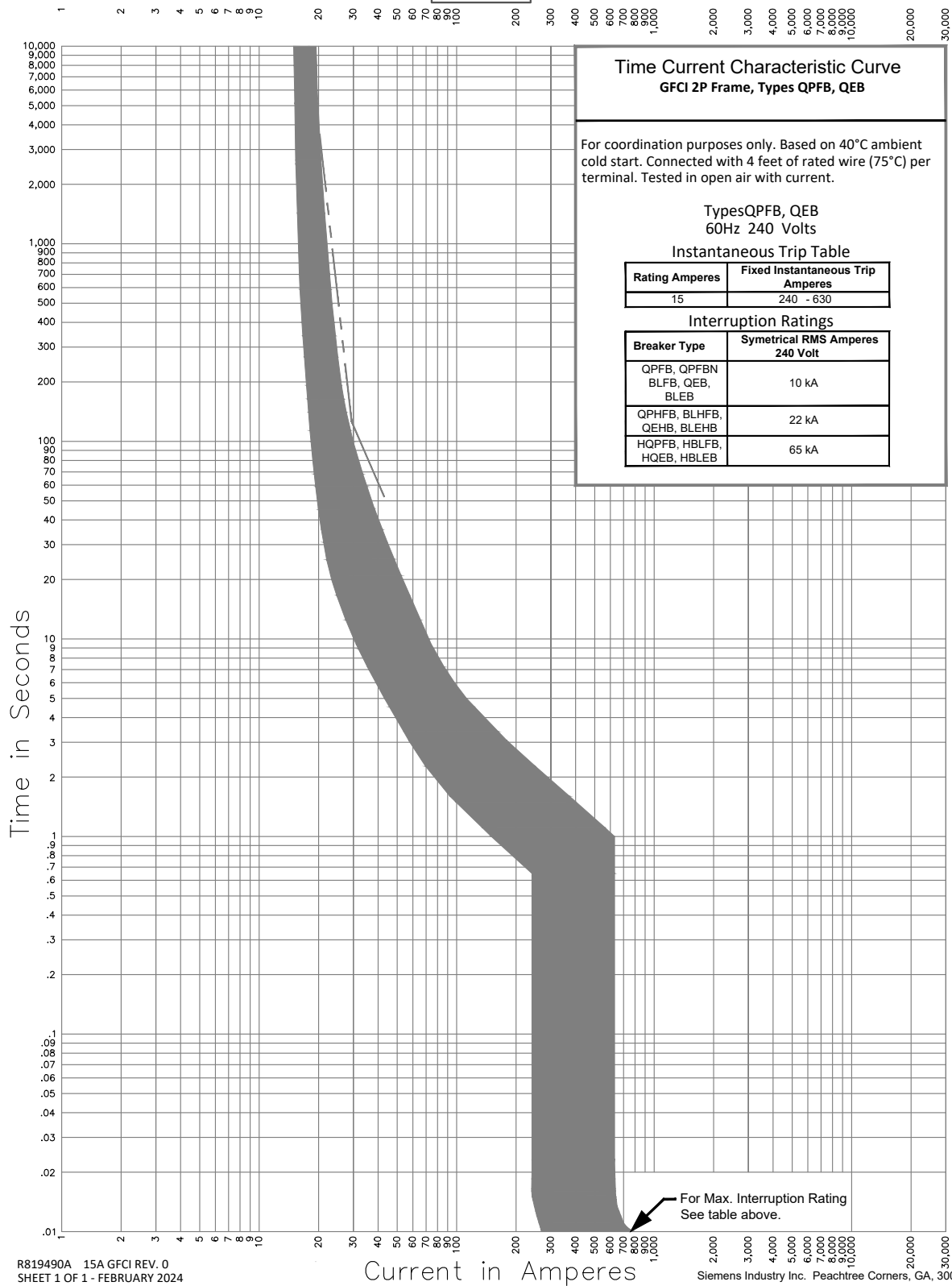
### 2-pole (2" Wide)



# 15A Time Current Characteristic Curve

**SIEMENS**

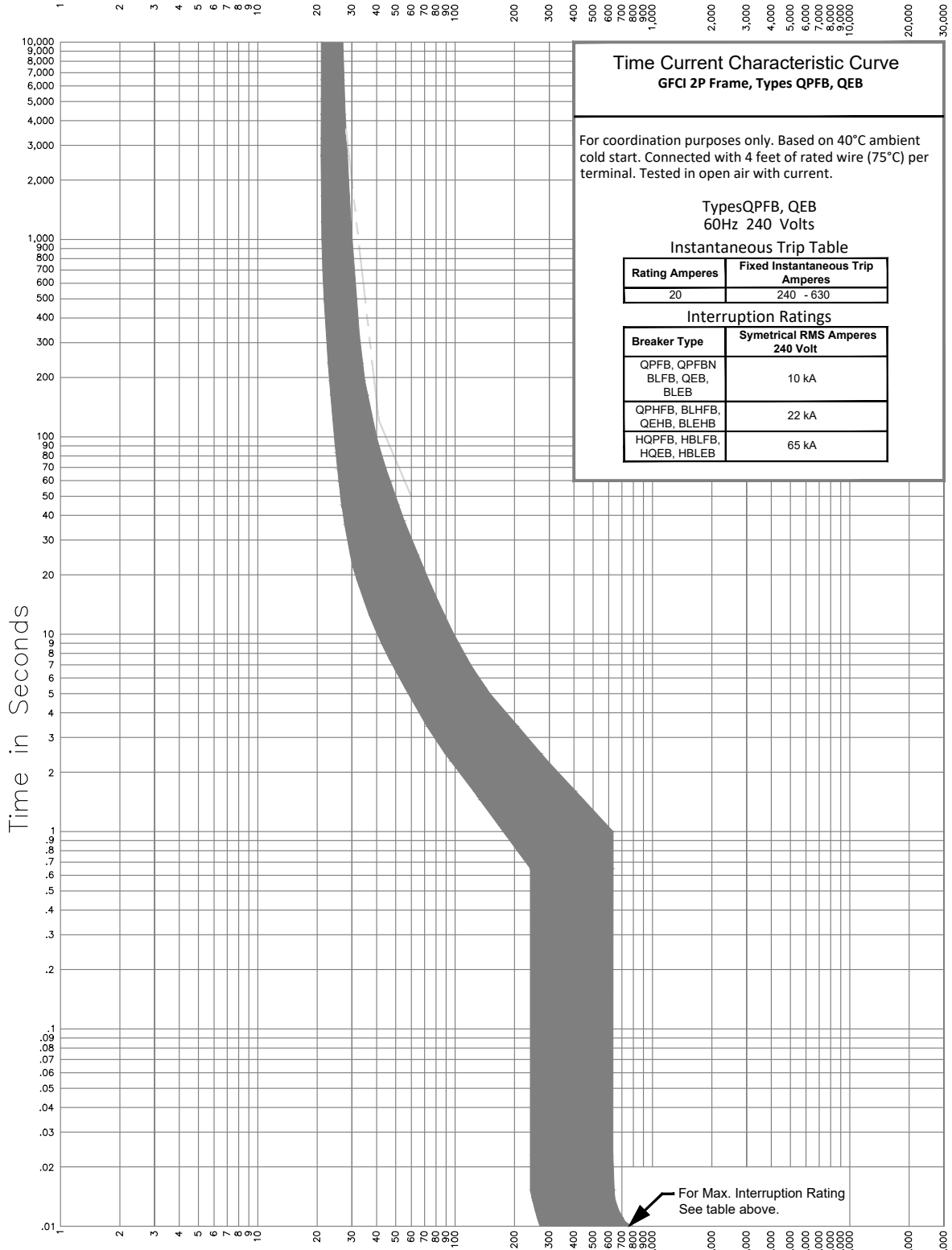
**15 A**



# 20A Time Current Characteristic Curve

**SIEMENS**

**20 A**



**Time Current Characteristic Curve**  
**GFCI 2P Frame, Types QPFB, QEB**

For coordination purposes only. Based on 40°C ambient cold start. Connected with 4 feet of rated wire (75°C) per terminal. Tested in open air with current.

Types QPFB, QEB  
 60Hz 240 Volts

**Instantaneous Trip Table**

Rating Amperes	Fixed Instantaneous Trip Amperes
20	240 - 630

**Interruption Ratings**

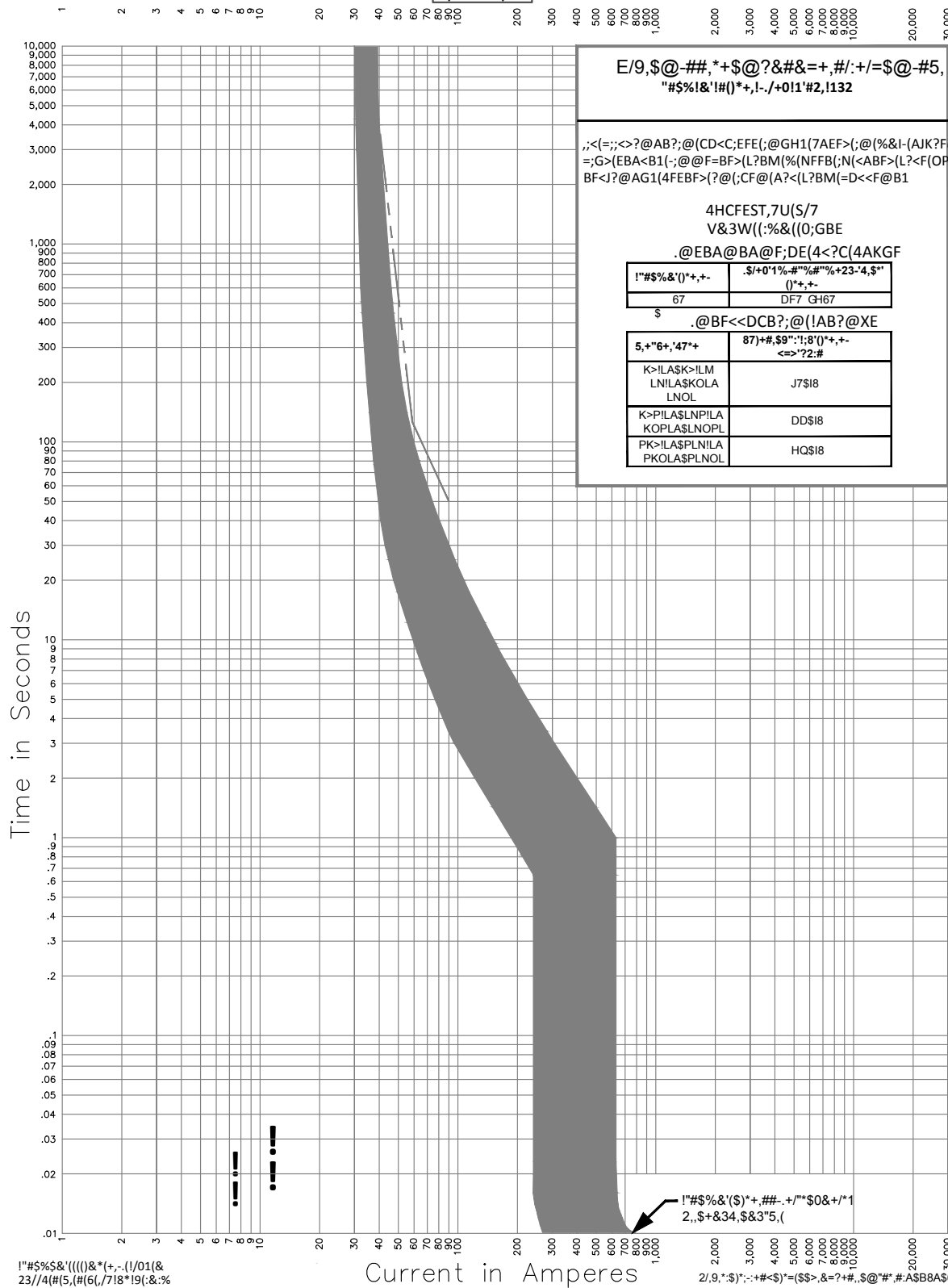
Breaker Type	Symmetrical RMS Amperes 240 Volt
QPFB, QPFBN BLFB, QEB, BLEB	10 kA
QPHFB, BLHFB, QEHB, BLEHB	22 kA
HQPFB, HBLFB, HQEB, HBLEB	65 kA

For Max. Interruption Rating See table above.

### 30A Time Current Characteristic Curve

SIEMENS

\$67\$8



**Published by**  
 Siemens Canada Limited  
 1577 North Service Road East  
 Oakville, ON L6H 0H6  
 Canada  
 Order No. SIEPC-D27-CAEN  
 © 06.2024, Siemens Canada Limited

This document contains a general description of available technical options only, and its effectiveness will be subject to specific variables including field conditions and project parameters. Siemens does not make representations, warranties, or assurances as to the accuracy or completeness of the content contained herein. Siemens reserves the right to modify the technology and product specifications in its sole discretion without advance notice.