

**LED**


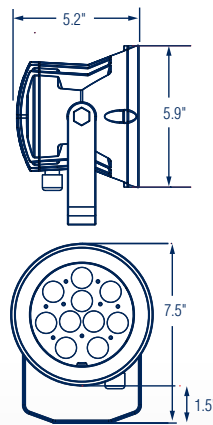
# DOCKLIGHT & ARMS

DL  
DL-ARM

- Can easily retrofit to most existing dock light arms
- **4000K (warmer white) reduces glare found in other models offering 5700K and higher**
- Extremely durable aluminum housing
- Impact resistant clear polycarbonate lens
- Safety yellow powder coat finish
- Unlike conventional lamps, LEDs have no filament, therefore they are far more likely to survive an accidental impact
- 18" cord with a recessed 3 prong IEC type plug (120v, 60HZ)
- Instant on



DL




### FOOTCANDLE DATA

Actual measured lighting levels at the nose of a 53' trailer. Very even lighting levels of close to 4 footcandles.

DL-60ARM

DL-42ARM



### DL-LED24-LH

INPUT WATTS	24W*
EQUIVALENT TO	150W PAR Inc.
LUMEN OUTPUT	Min. 1920
LAMP LIFE	>50,000 hours
COLOUR TEMP	4,000k
VOLTAGE	120V
WORKING TEMPERATURE	-30°C to +50°C
FINISH	Yellow

### DL-42ARM

### DL-60ARM

- 1 1/2" square steel tubes with 3-conductor AC 6' cord
- On/off rocker switch and receptacle
- 42" arm length (16" + 24")
- 60" arm length (34" + 24")



\* Lower wattages available