


RESIDENTIAL

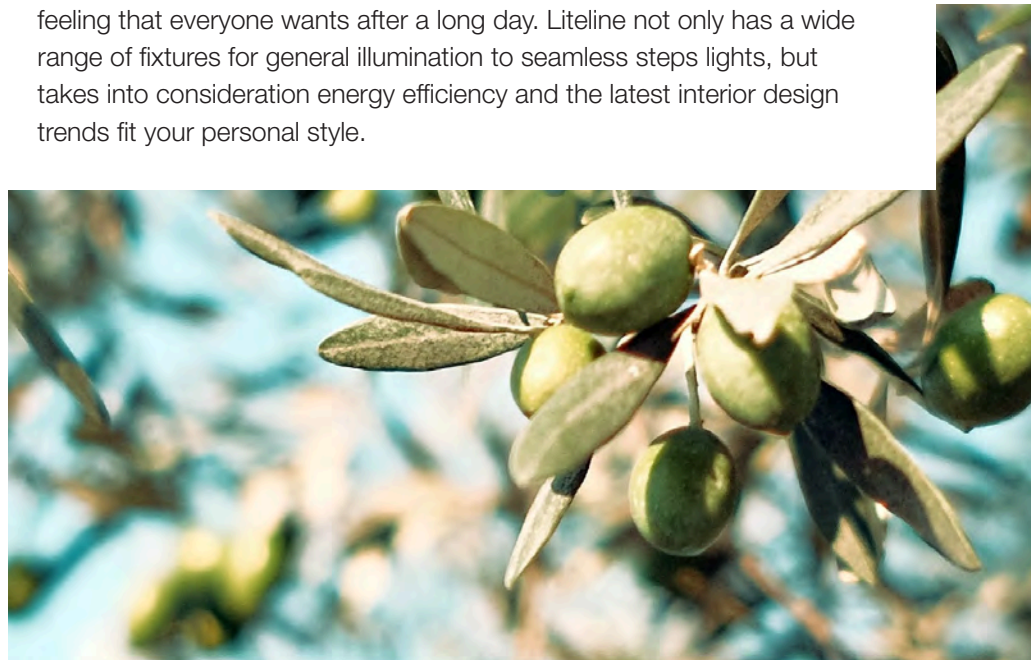




Private Residence
Toronto, ON

MAKE A HOUSE A HOME WITH LIGHTING

Selecting the right lighting for a home can provide a warm, welcoming feeling that everyone wants after a long day. Liteline not only has a wide range of fixtures for general illumination to seamless steps lights, but takes into consideration energy efficiency and the latest interior design trends fit your personal style.





GET THE LOOK

APPLICATION

RESIDENTIAL


PRECISIONPRO

PrecisionPro is made from drywall with a trimless adapter pre-installed with a level 5 finish, so there is no need to cut a hole. Simply screw to the building frame, and tape and mud to other drywall sheets for a trimless finish throughout the home.



HELIOS

Offering the ultimate control of optical performance thanks to horizontal and vertical light adjustment, wall-wash, and 360° rotation, the HELIOS fixture is perfect for high-end residential to shine light exactly where you want.




SIGMA

Featuring a sleek modern look with the broadest offering of trims and shapes, including WET location rated options that can be installed outdoors.



FOSSIL

A trimless indoor steplight, pre-formed in a 5x7" plaster rectangle that blends seamlessly into surrounding drywall. Available in three unique shapes with 90 CRI for hallways and staircases.





Private Residence
Toronto, ON





GET THE LOOK

APPLICATION

RESIDENTIAL KITCHEN

SIGMA

The Sigma 2 lineup offers a wide range of trim styles while providing quiet optics for general lighting. Consider our deep regress trim style to add a splash of colour with baffle finishes.



LEDBAR

Link fixtures to a max of 50ft for continuous diffused lighting for cabinetry and millwork under your kitchen counter or cabinets.



SLIMLED PUCK

With the flexibility to link multiple fixtures together and easily swap the color trim on-site, the SlimLED Puck is thin enough to surface mount, and available for recess installation in millwork.



WIFI SWITCH


Control your lights through a WiFi enabled switch! The switch connects through WiFi and is compatible with Google Home, Alexa, and other smart home devices.





Private Residence
Innisfil, ON





GET THE LOOK

APPLICATION

RESIDENTIAL

LUNA

Offering quiet optics and impressive performance, the LUNA Series is a user friendly downlight. This shallow, canless fixture has on-site control with a 5-position CCT switch (27 K, 30 K, 35 K, 40 K, 50 K) or a Dim-To-Warm option.




APF CYLINDER

Add decorative pendants or surfacemount cylinders for ambient lighting, with a 96" pendant for higher ceilings and up to 2300 lumens on the 30W model.




MICROLED

MicroLEDs are small and great for kitchens, accent details around stairs or beams, and more. Available in multiples with up to 4 fixtures per housing.




STEPLIGHTS

A variety of styles available for indoor or outdoor settings. This collection is ideal for lighting hallways and more.





Private Residence
Innisfil, ON





GET THE LOOK

APPLICATION

RESIDENTIAL BATHROOM

LED TAPE LIGHT

With WET location ratings on some tape light offerings, you can add a subtle glow to your bathroom behind a mirror or under the vanity.




SIGMA

The Sigma 2 lineup offers a wide range of trim styles while providing quiet optics for general lighting. Our S219 model is designed for sloped ceilings and is dam location rated.



LUNA

Offering quiet optics and impressive performance, the LUNA Series is a WET location downlight, with a 5-position CCT switch (27 K, 30 K, 35 K, 40 K, 50 K) or a Dim-To-Warm option.



PECKSNIFF'S

AROMATHERAPY
RE-CHARGE
FRAGRANCED CANDLE

Stimulating Cinnamon
and Invigorating Ginger

MADE IN ENGLAND
100g e 3.5oz






GET THE LOOK

APPLICATION

MULTI-UNIT RESIDENTIAL

LUNA

Offering quiet optics and impressive performance, the LUNA Series is a user friendly downlight. This shallow, canless fixture has on-site control with a 5-position CCT switch (27 K, 30 K, 35 K, 40 K, 50 K) or a Dim-To-Warm option.



SLIMLED MULTI

Convert a standard octagon box or traditional downlight to an LED fixture. Install this CCT Selectable (27 K, 30 K, 35 K, 40 K, 50 K) fixture into a fire rated octagon box to be fire rated. Plus, select your trim finish from one of three included magnetic trims.



LEDBAR

With 120V and no power supply required, link fixtures to a max of 50ft for continuous diffused lighting in cabinetry and coves.



SORA & APOLLO

A classic look with modern technology, providing up to 611 lumens with 358° rotation and 90° tilt to give general illumination over food counters.



