

TECHNICAL DATA

Fluke T6-1000 Electrical Tester plus insulated hand tools starter kit



Key features

- T6: measure voltage and current simultaneously
- T6: measure up to 1000 V AC without test leads
- Insulated tools: certified to 1000 V AC, 1500 V DC
- Insulated tools: ergonomic 8-piece set, with roll-up pouch

Product overview: Fluke T6-1000 Electrical Tester plus insulated hand tools starter kit

Fluke's T6-1000 Electrical Tester with integrated FieldSense™ technology lets you quickly and easily take measurements by sliding the open fork over a conductor to see the voltage level without the need for test leads.* The T6 comes with the insulated hand tools starter kit, the most often used screwdrivers, pliers and cutters. Three sizes of slot screwdrivers. #1 and #2 Phillips screwdrivers. Long nose pliers, heavy duty diagonal cutters and heavy duty lineman combination pliers. All forged from hardened, German chromium-molybdenum-vanadium (CMV) steel. All certified to 1000 volts AC and 1500V DC. All with a [limited lifetime warranty](#).

* Voltage measurement requires capacitive path to ground, provided through user in most applications. Ground connection via test lead may be required in some situations.

Fluke T6-1000 Electrical Tester

- Measure voltage to 1000 V ac through the open fork, without test leads
- No need to open covers or remove wire nuts
- Simultaneously measure voltage and current
- 17.8 mm open fork is widest in the industry; measure up to 200 A on 4/0 wires (120 mm²)
- Go beyond simple detection. Actually measure ac voltage and current values without test leads.

Slotted screwdrivers

- Three different bladeforms
- Three handle lengths

Phillips screwdrivers

- #1 and #2 tips
- Two handle lengths

Long nose pliers with side cutter and gripping zones

- Unique milled wave pattern gripping zones
- 4 gripping points for pulling round objects with superior grip that won't slip
- Straight, half-round, long and slim knurled jaws, specially profiled
- Side cutting edge for wire cutting

Heavy duty, high leverage diagonal cutter

- Cuts hard materials including steel and piano wire
- Power joint and precision cutting edges






Heavy Duty Combination Pliers

- Secure hold by aggressive serrated jaws and 4-point gripping hole
- Slim shape for better access to wires in tight spaces
- Powerful gripping jaw, yet 20% lighter weight than other designs

Specifications: Fluke T6-1000 Electrical Tester plus insulated hand tools starter kit

T6-1000 Specifications:

Function	Requires test leads	Range	Resolution	Accuracy ¹
FieldSense ac voltage	No	1000 V	1 V	±(3 % + 3 counts) 45 Hz - 66 Hz ^{[2] [3]}
FieldSense ac current	No	200.0 A	0.1 A	±(3 % + 3 counts) 45 Hz - 66 Hz
FieldSense frequency (Hz)	No	45 Hz – 66 Hz	1 Hz	±(1 % + 2 counts) ^[3]
Volts ac	Yes	1000 V	1 V	±(1.5 % + 2 counts) 45 Hz - 66 Hz
Volts dc	Yes	1000 V	1 V	±(1 % + 2 counts)

Function	Requires test leads	Range	Resolution	Accuracy ¹
Resistance	Yes	2000 Ω	1 Ω	±(1 % + 2 counts)
	Yes	20.00 kΩ	0.01 kΩ	
	Yes	100.0 kΩ	0.1 kΩ	
Accuracy ¹ : ± ([% of reading] + [number of least significant digits]). Accuracy is specified for 1 year after calibration, at 18 °C to 28 °C (64 °F to 82 °F) with relative humidity to 90 %. AC conversions are ac-coupled, RMS responding. Accuracy ² : Add 3 % without an external ground connection. External ground connection required for user wearing insulated gloves, standing on an insulated ladder, or otherwise insulated from earth ground. Accuracy ³ : FieldSense is specified from 16 V to 100 % of range.				
Calibration		1-year calibration cycle		
Dimensions		61 mm x 259 mm x 43 mm		
Weight		0.35 kg (0.78 lb)		
Fork opening		17.8 mm		
Battery Type Life		2x AA (IEC LR6) 360 hour continuous, typical is 200 hour using the FieldSense function		
Screwdriver Type	Blade length (inches mm)	Handle length (inches mm)	Handle width (inches mm)	Bladeform diameter (inches mm)
 Slot	3 75	3-3/8 86	1 25	3/32 2.55
 Slot	4 100	3-11/16 94	1 5/16 30	5/32 4.0
 Slot	5 125	4-3/16 106	1 7/16 36	1/4 6.0
 Phillips #1	3 80	3-11/16 94	1 3/16 30	7/32 5
 Phillips #2	4 100	4-3/16 106	1 7/16 36	1/4 6
Pliers Type		Nominal Length (inches)		Nominal Length (mm)
Long Nose		8		200
Diagonal Cutters		8		200
Lineman Combination Pliers		8		200

Warranty

Fluke Insulated Hand Tool Lifetime Limited Warranty

Each Fluke Insulated Hand Tool will be free from defects in material and workmanship for its lifetime. As used herein, "lifetime" is defined as seven years after Fluke discontinues manufacturing the product, but the warranty period shall be at least fifteen years from the date of purchase. This warranty does not cover damage from neglect, misuse, contamination, alteration, accident or abnormal conditions of operation or handling, damage or normal wear and tear of mechanical components. This warranty covers the original purchaser only and is not transferable.

Recommendations for use and in-service care of Fluke Insulated Hand Tools

The following is guidance concerning the maintenance, inspection, retest and use of Fluke Insulated Hand Tools.

Warning – to avoid electrical shock or personal injury:

- Keep fingers behind the finger guards of the tool. Never touch conductive parts.
- Always wear approved eye protection.
- Do not use in wet or damp locations. Do not use unless the tool is clean and dry.
- Do not apply excessive force or stress to the tool insulation that may cause damage. Examples include using the insulated surfaces as a fulcrum to pry or wedge or gripping insulated tool handles with other tools such as pliers or wrenches to increase torque or leverage.

If the tool is used in a manner not specified, the protection may be impaired.

Storage

Insulated hand tools should be properly stored to minimize the risk of damage to the insulation due to storage or transportation. These insulated hand tools should be stored separated from other tools to avoid mechanical damage or confusion with uninsulated tools. Furthermore, these insulated hand tools should be prevented from contact with excessively hot surfaces (for example steam pipes) or exposure to excessive UV- radiation.

Inspection before use

Before use, each Insulated Hand Tool should be visually inspected by the user. If there is any doubt concerning the safety of the insulated hand tool, it should be subjected to examination by a competent person and if necessary retested to determine suitability or disposed of to prevent further use.

Temperature


Insulated Hand Tools should be used only in environments having temperatures between -20°C and $+70^{\circ}\text{C}$ and, for tools marked "C", between -40°C and $+70^{\circ}\text{C}$.

Periodic examination and electrical retesting

An annual visual examination by a suitably trained person is recommended to determine the suitability of the Insulated Hand Tool for further service. If an electrical retest is required by national regulation or in the case of doubt after visual examination, the applicable dielectric test of IEC 60900 for insulated hand tools should be performed.

For details contact a [Fluke Service Center](#).

Ordering information



IBT6K

T6 Electrical Tester + Insulated Hand Tools Starter Kit (5 insulated screwdrivers and 3 insulated pliers)

Includes:

- Fluke T6-1000 Electrical Tester
- ISLS3 Insulated Slotted Screwdriver 3/32, 3"
- ISLS5 Insulated Slotted Screwdriver 5/32, 4"
- ISLS8 Insulated Slotted Screwdriver 1/4, 5"
- IPHS1 Insulated Phillips Screwdriver #1, 3"
- IPHS2 Insulated Phillips Screwdriver #2, 4"
- INLP8 Insulated Long Nose /w Side Cutter and Gripping Zones
- INDC8 Insulated Heavy Duty High Leverage Diagonal Cutter
- INCP8 Insulated Heavy Duty Linesman Combination Plier
- RUP8 Roll up pouch



Preventive maintenance simplified. Rework eliminated.

Save time and improve the reliability of your maintenance data by wirelessly syncing measurements using the Fluke Connect® system.

- Eliminate data-entry errors by saving measurements directly from the tool and associating them with the work order, report or asset record.
- Maximize uptime and make confident maintenance decisions with data you can trust and trace.
- Access baseline, historical and current measurements by asset.
- Move away from clipboards, notebooks and multiple spreadsheets with a wireless one-step measurement transfer.
- Share your measurement data using ShareLive™ video calls and emails.

Find out more at flukeconnect.com



All trademarks are the property of their respective owners. WiFi or cellular service required to share data. Smartphone, wireless service and data plan not included with purchase. First 5 GB of storage is free. Phone support details can be viewed at fluke.com/phones.

Smart phone wireless service and data plan not included with purchase. Fluke Connect is not available in all countries.

Fluke. Keeping your world up and running.®

Fluke Corporation
PO Box 9090, Everett, WA 98206 U.S.A.

For more information call:
In the U.S.A. (800) 443-5853
In Canada (800) 36-FLUKE
From other countries +1 (425) 446-5500
www.fluke.com

©2023 Fluke Corporation.
Specifications subject to change without notice.
05/2023

**Modification of this document is not permitted
without written permission from Fluke Corporation.**