

AimLite

W16S CLASSIC WALL PACK

SELECTABLE COLOR TEMPERATURE (3000 K / 4000 K / 5000 K),
POWER SELECTABLE, INTEGRATED PHOTOCELL
AND MULTI-VOLTAGE (120-347V)¹



QUICKSHIP



LED



CCT SELECTABLE¹



WET LOCATION



65 IP RATING



ICES 005



IK06 IMPACT RESISTANCE

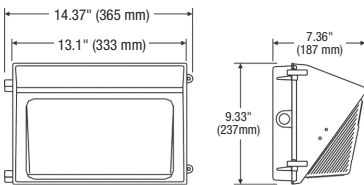


CERTIFIED



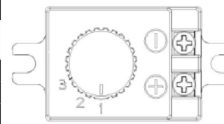
FEATURES

- Power selectable¹
- 4000 K, 5000 K and 3 CCT select (3000 K / 4000 K / 5000 K)¹
- Integrated Photocell that can be easily disabled¹
- 0-10 V dimmable
- Prismatic tempered glass lens
- 120-277 V, 120-347 V
- Ambient temperature: -40°C to +50°C
- Options: Occupancy sensor, 10 kV surge protection, Paintable
- Accessories: Glareshield, Wireguard, Back plate

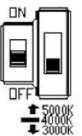


POWER SELECTABLE¹

POWER SELECTION	PART NUMBER	
	W16S-PS40-32-3C	W16S-PS100-32-3C
1	25 W	60 W
2	30 W	80 W
3	40 W	100 W



SELECTABLE COLOR TEMPERATURE AND ON/OFF INTEGRATED PHOTOCELL¹



PART NO	WATTS [W]	VOLTS [V]	COLOR TEMP. [K]	LUMEN OUTPUT [LM]	EFFICIENCY [LM/W]	PHOTOCELL ²	CRI	LIFE L70 [HRS]	TESTED HOURS LM-80 [HRS]	CALCULATED TM21 [HRS]	FINISH	DIMMING	LED CURRENT [MA]	PF	THD [%]	CASE QTY [MASTER]
POWER SELECT, CCT SELECT AND INTEGRATED PHOTOCELL²																
W16S-PS40-32-3C	25/30/40	120-347	3CCT (30/40/50)	3 580 - 5 606	140-150	YES	>80	54 000	9 000	173 600	BRONZE	YES	850	≥0.9	≤20	1
W16S-PS100-32-3C	60/80/100	120-347	3CCT (30/40/50)	8 333 - 14 938	140-152	YES	>80	54 000	9 000	173 600	BRONZE	YES	2 100	≥0.9	≤20	1
SINGLE POWER, SINGLE CCT AND INTEGRATED PHOTOCELL²																
W16S-NS30-2-40K	29	120-277	4 000	4 200	150	YES	>80	54 000	9 000	173 600	BRONZE	YES	230	≥0.9	≤20	1
W16S-NS30-2-50K	29	120-277	5 000	4 300	148	YES	>80	54 000	9 000	173 600	BRONZE	YES	230	≥0.9	≤20	1
SINGLE POWER AND SINGLE CCT																
W16S-NS40-2-40K	40	120-277	4 000	6 004	142	NO	>80	54 000	9 000	173 600	BRONZE	YES	354	≥0.9	≤20	1
W16S-NS40-2-50K	40	120-277	5 000	6 034	144	NO	>80	54 000	9 000	173 600	BRONZE	YES	354	≥0.9	≤20	1
W16S-NS60-2-50K	60	120-277	5 000	8 611	147	NO	>80	54 000	9 000	173 600	BRONZE	YES	486	≥0.9	≤20	1
W16S-NS80-2-40K	80	120-277	4 000	11 242	146	NO	>80	54 000	9 000	173 600	BRONZE	YES	645	≥0.9	≤20	1
W16S-NS80-2-50K	80	120-277	5 000	11 446	148	NO	>80	54 000	9 000	173 600	BRONZE	YES	645	≥0.9	≤20	1
SINGLE POWER, CCT SELECT AND INTEGRATED PHOTOCELL²																
W16S-NS120-32-3C	120	120-347	3CCT (30/40/50)	16 731 - 17 012	140-152	YES	>80	54 000	9 000	173 600	BRONZE	YES	2 600	≥0.9	≤20	1

¹Integrated photocell, CCT and Power selectable on some configurations. Consult Quick ship and technical specification table for more details.

²Integrated ON/OFF photocell that can be easily disabled.